# 14.04. Procedures

Internally, a procedure in HIS is treated like a service item in mSupply, so many of the same concepts apply - see Items

The **Special > Show procedures** menu item allows you to track surgical and other procedures performed on patients. It brings up the following window:

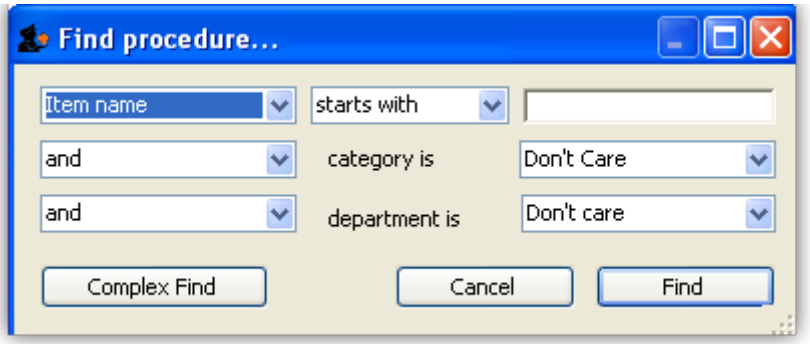


After setting the parameters, and clicking on *OK*, it will either show the list of procedures:

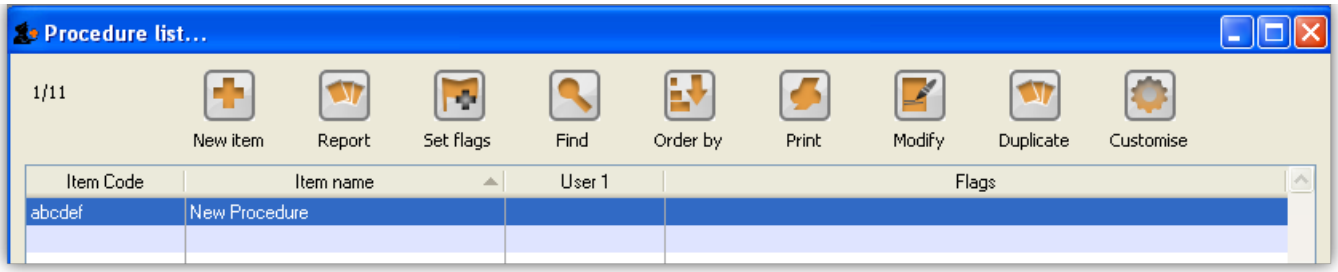


in which case, you can double-click on a procedure to view/edit it or select *New item* to create a new one. Or, if there are no existing procedures, it will go straight to the *Add procedure* window:

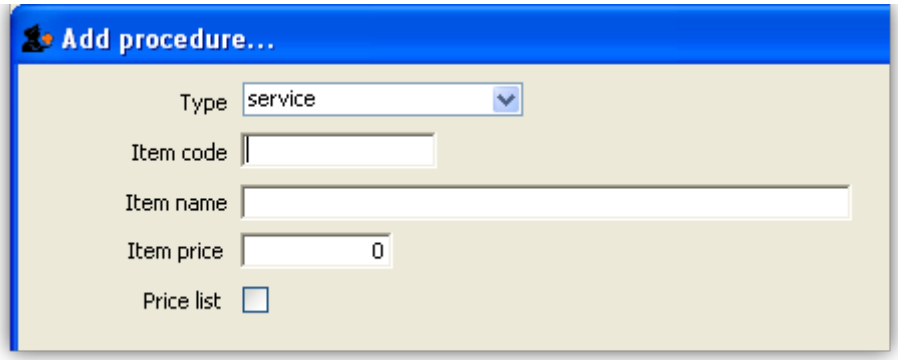


The type of a procedure is fixed as “service”. As for items, once a procedure has been added, there are extra fields and tabs available. However, only a subset of the normal item fields are available.

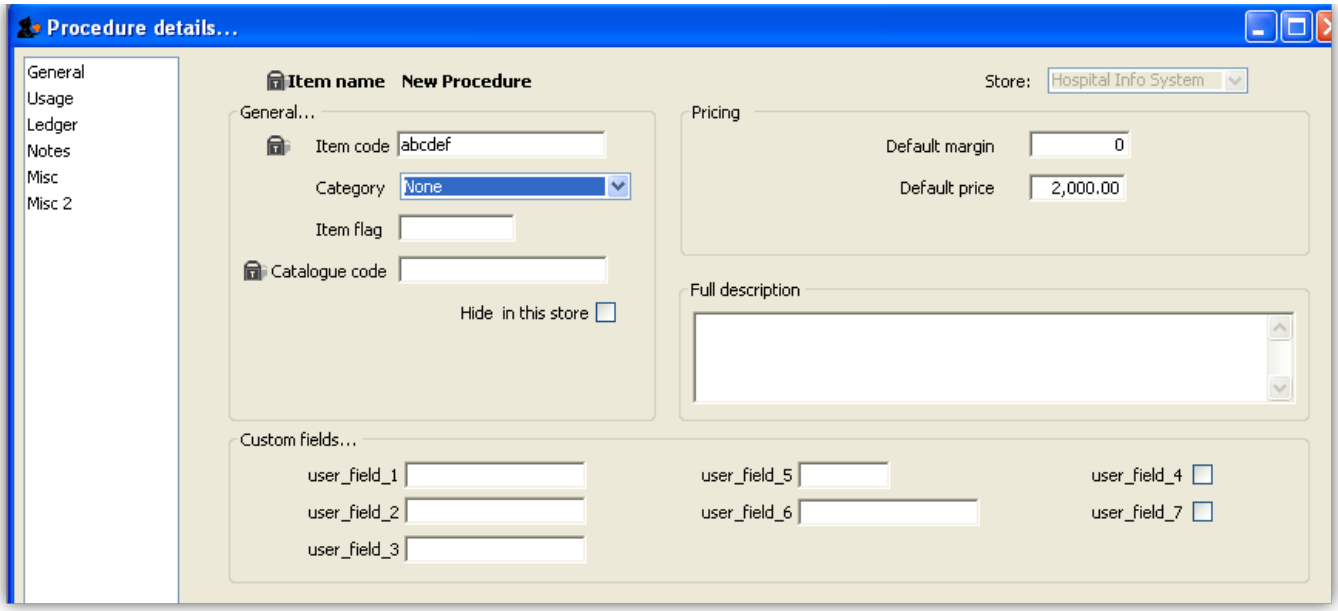


// Previous: ICD10 disease codes Next: Other lists//

From:
https://docs.msupply.org.nz/ - **mSupply documentation wiki**

Permanent link:
**https://docs.msupply.org.nz/his:procedures?rev=1566972530**

Last update: **2019/08/28 06:08**