

## 4.09. Ad hoc items

From the **Item** menu, choose **Ad Hoc items...**

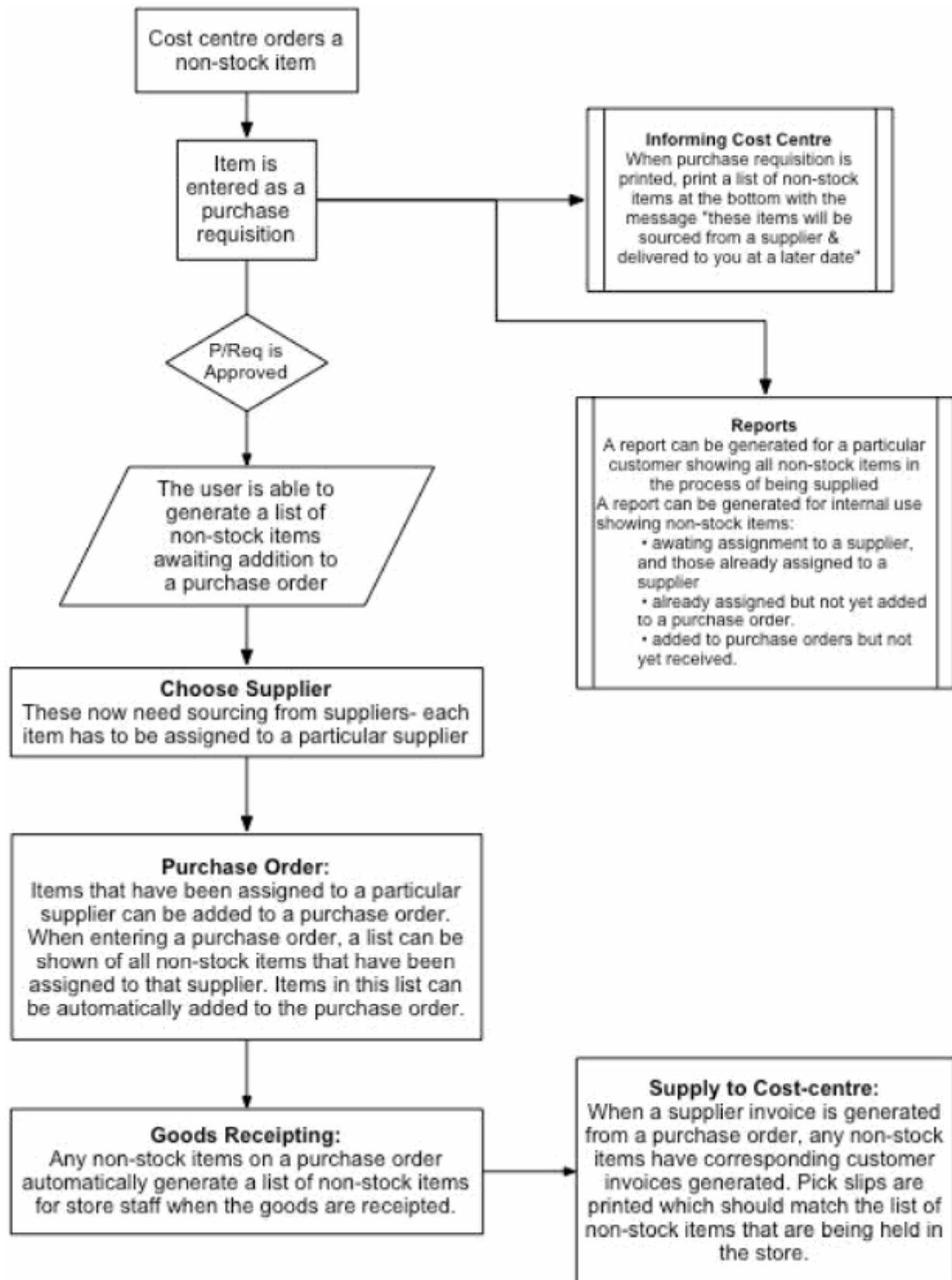


This feature requires activation in **Preferences > Invoices**  
**1**

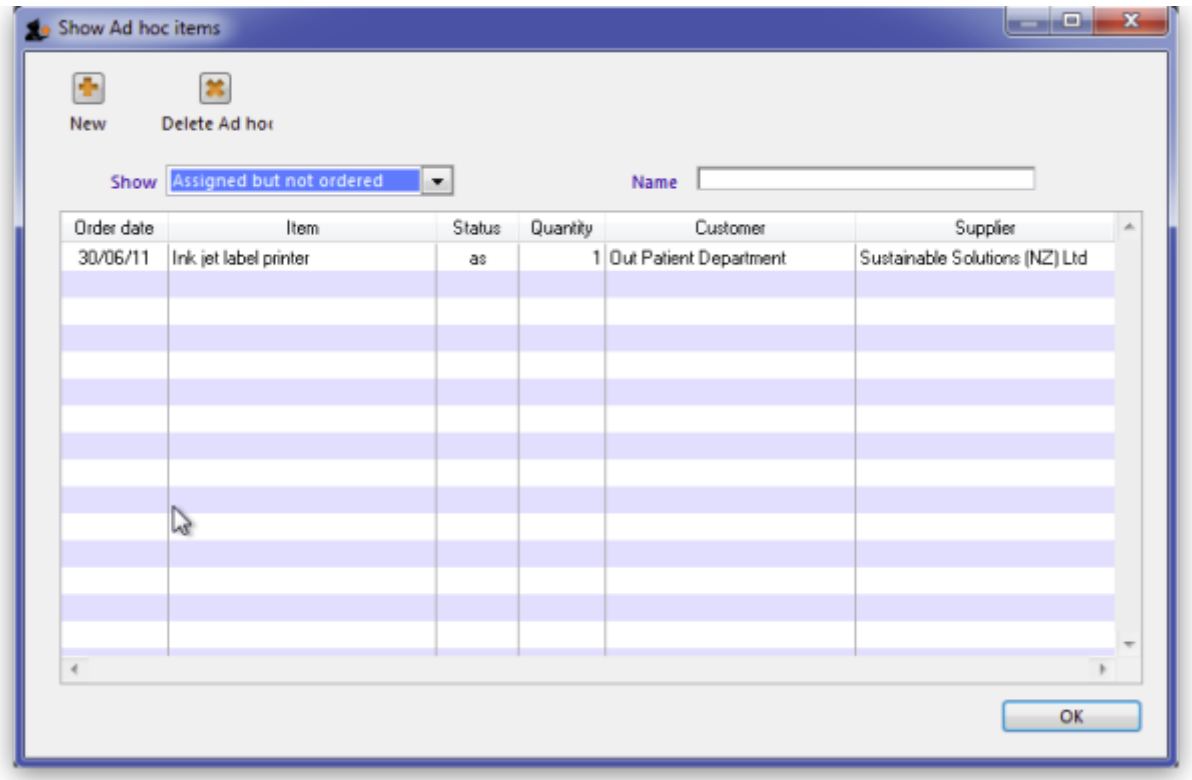
mSupply® defines Ad Hoc items as items that you don't keep in stock, and that you never will keep in stock. An example of an Ad Hoc item is a specialised item of diagnostic equipment which you would purchase on one occasion only. When a customer orders an item that you decide will be a “one-off” purchase, you can enter it as an Ad Hoc item.

Ad Hoc items differ from non-stock items in only one respect; they are purchased once. Non-stock items are items which, although they do not feature in your stock list, may be purchased with some degree of regularity.

The following diagram outlines the work flow for Ad Hoc items:



When you choose *Items > Ad Hoc items*, the following window is displayed:



From this window you can view Ad Hoc items, add new items, delete items and edit existing items.

**Show drop-down list**

This drop-down list allows you to view Ad Hoc items by their status. Ad Hoc items can have the following status codes: <HTML>

</HTML>

Status code	Meaning
== un ==	The item has not yet been assigned to a supplier- think of this as your “to-do” list
== as ==	The item has been assigned to a supplier, but has not been placed on a Purchase Order. These items also need action.
== po ==	The item has been added to a Purchase Order, but the goods have not arrived.
== fn ==	The item has arrived from a supplier and been invoiced to the customer

<HTML>

</HTML>

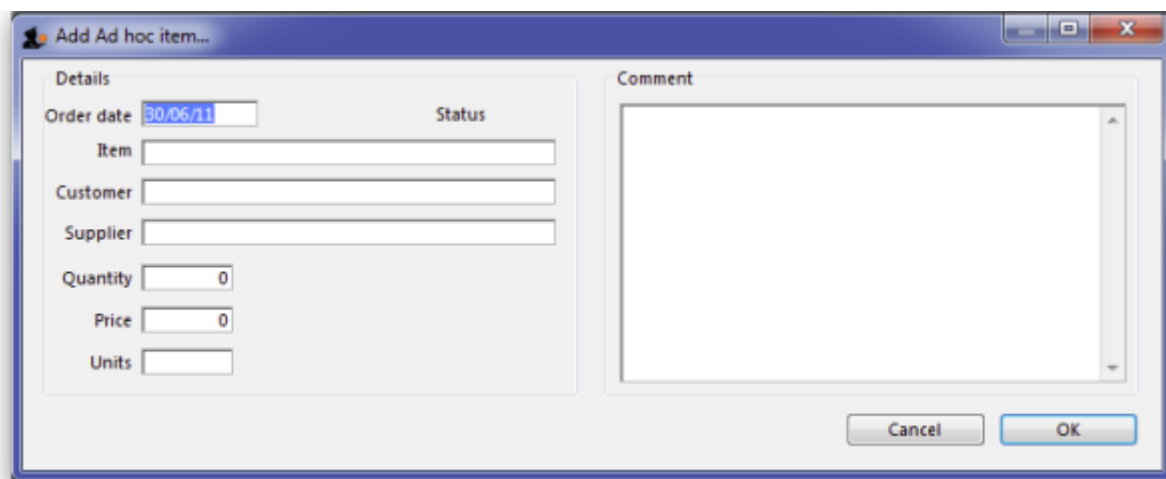
**Name field**

Enter part of a customer or supplier name in this field and press *Tab* to show a list of matching names. Choosing a supplier will show items assigned to that supplier. Choosing a customer will show items supplied or to be supplied to that customer.

Once you have chosen a name you can fine-tune the list displayed for that name.

### New button

Clicking the “new” button displays this window:



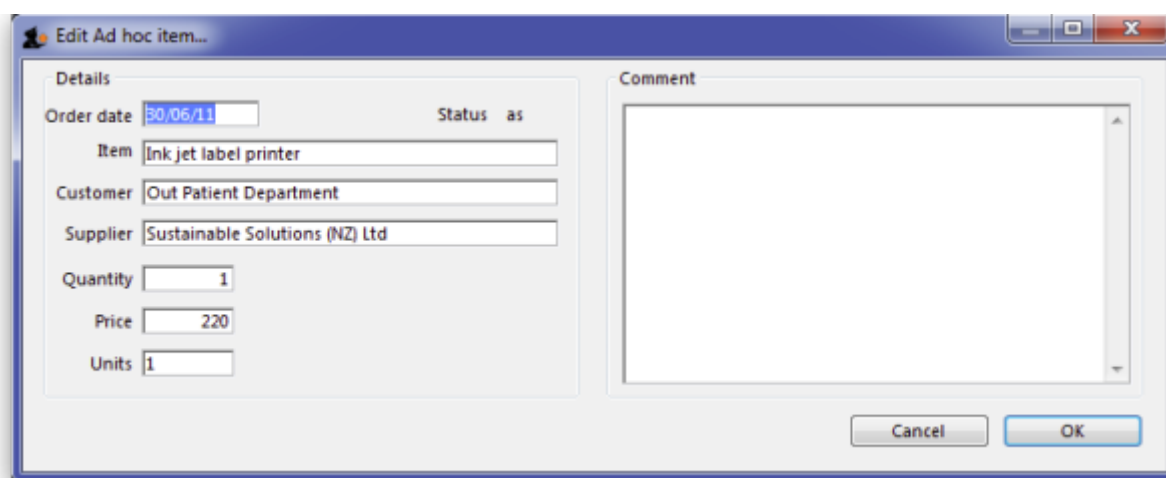
The screenshot shows a dialog box titled "Add Ad hoc item...". It has two main sections: "Details" on the left and "Comment" on the right. The "Details" section contains several input fields: "Order date" (with a date picker showing 30/06/11), "Status" (a dropdown menu), "Item" (a text field), "Customer" (a text field), "Supplier" (a text field), "Quantity" (a numeric field with 0), "Price" (a numeric field with 0), and "Units" (a text field). The "Comment" section is a large text area. At the bottom right, there are "Cancel" and "OK" buttons.

From this window you can add an item name, the name of the customer, then name of the supplier, the quantity to order, and add a comment.

When the customer orders an item, you may not know who the supplier is. You can just leave the supplier name blank.

### Editing an ad hoc item

To edit an item, double-click it in the list to display the item details, and a window **Edit Ad hoc item**, almost identical to the **Add Ad hoc item** :, appears where you can edit the required details.



The screenshot shows a dialog box titled "Edit Ad hoc item...". It has the same layout as the "Add Ad hoc item" dialog. The "Details" section contains the following values: "Order date" (30/06/11), "Status" (as), "Item" (Ink jet label printer), "Customer" (Out Patient Department), "Supplier" (Sustainable Solutions (NZ) Ltd), "Quantity" (1), "Price" (220), and "Units" (1). The "Comment" section is empty. At the bottom right, there are "Cancel" and "OK" buttons.

### Adding ad hoc items to a purchase order

When you are making a Purchase Order for a particular supplier, you can click on the **Ad Hoc items** Tab to view a list of Ad Hoc items you have assigned to that supplier, allowing you to add them to the Purchase Order. More information is available here - [The Ad Hoc items tab](#).

Previous: [4.07. Merging two items](#) | | Next: [4.09. Non-stock items](#)

From:

<https://docs.msupply.org.nz/> - mSupply documentation wiki

Permanent link:

[https://docs.msupply.org.nz/items:ad\\_hoc\\_items?rev=1571758618](https://docs.msupply.org.nz/items:ad_hoc_items?rev=1571758618)

Last update: **2019/10/22 15:36**

