

The log


The log contains records of who did what and when in the system. It's a useful place to look to find out what happened to certain records and when certain things were done. Some events (lots!) are always logged by mSupply but some are optional and are chosen in the *Log* tab of the [General preferences](#) page.

To view the log, choose *View log...* from the *Special* menu. You will be shown all today's log entries when the window loads:

Date	Time	User	Type	Event	Source Table	Record ID	Extra information (JSON)	Store name
15/10/2021	09:48:35	sussol	login	store: General, Current users: Single User	user	A33525A6..A7920F78	{\"siteid\":\"0\"}	General
15/10/2021	15:02:39	sussol	mSupply_pref_cancelled	mSupply preferences have not been saved				General
15/10/2021	16:02:33	sussol	mSupply_pref_cancelled	mSupply preferences have not been saved				General

Buttons in the window:

- **Export** Export the log to a tab delimited text file. You can then import this into other applications (such as a spreadsheet application) for editing and printing.
- **Print** Prints the displayed list of log entries on your printer.
- **Order by** Sort the log by something than the default date/time order.
- **Find** Search for particular records in the log.
- **OK** Close the window.

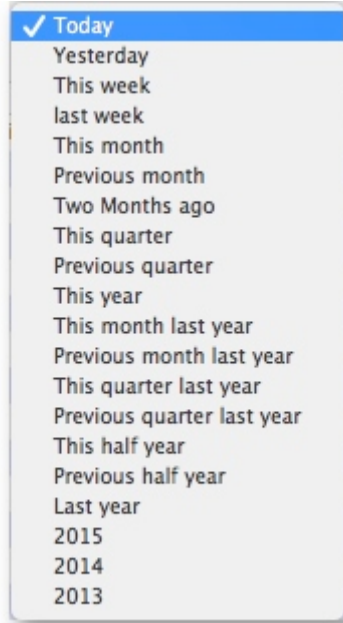


Double-clicking a log entry will bring up a small window with the full item details. You can not edit this information.

Dates

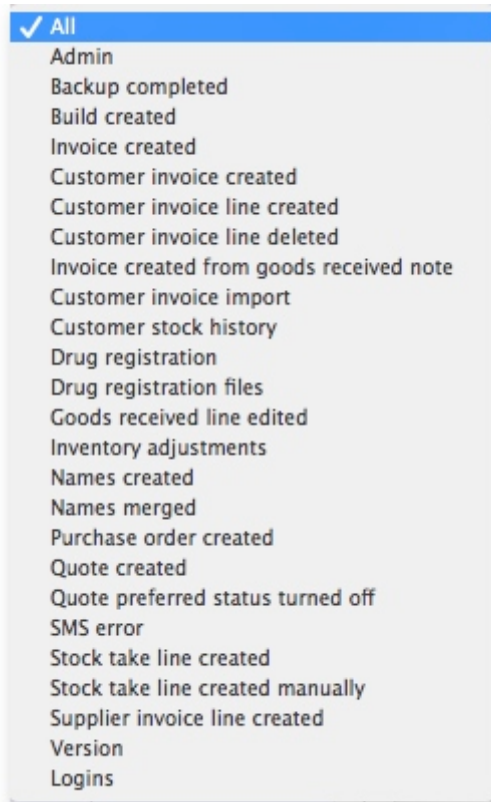
If you want to see log records that were generated over a different period then manually edit the dates in the **From** and **To** boxes as required or choose one of the many quick-select options in the

drop down list to automatically set them (*Today* is selected by default):



Event types

Additionally, you can choose to show only certain types of event which occurred in the period you have selected. To do that, select one of the entries in the final drop down list on the right hand side (*All* is selected by default):



Custom query

If you are looking for log records that are not in the list of common event types described above, you will need to create a custom query. For example, to find a report of all the finalized POs:

1. Set the date / time period
2. Click on **Find**
3. Click on the small right arrow to the right of the first field box
4. Select the data type that you are looking for. In this case, we are looking for the event_type
5. Type in the particular event type that we are looking for. In this case, we are looking for the finalized_po
6. Click on **Query**
7. Once you are happy with the included results, click on **Print** (or **Export** to produce a text file that can be imported to Excel and manipulated)



Previous: [Printer Installation](#) Next: [Server Troubleshooting](#)

From: <https://docs.msupply.org.nz/> - mSupply documentation wiki

Permanent link: https://docs.msupply.org.nz/admin:the_log?rev=1567592610

Last update: 2019/09/04 10:23



