

20.03. ICD disease codes

ICD disease codes can be imported from File > Import ICD-10 codes.


They need to be formatted in a text file with 2 tab-delimited columns, defined as follows:

Column	A	B
Field	ICD10 code	disease description
Format	Up to 8 alphanumeric characters (must be a unique value)	Up to 30 alphanumeric characters

We have prepared a list of

65,000 ICD10 codes

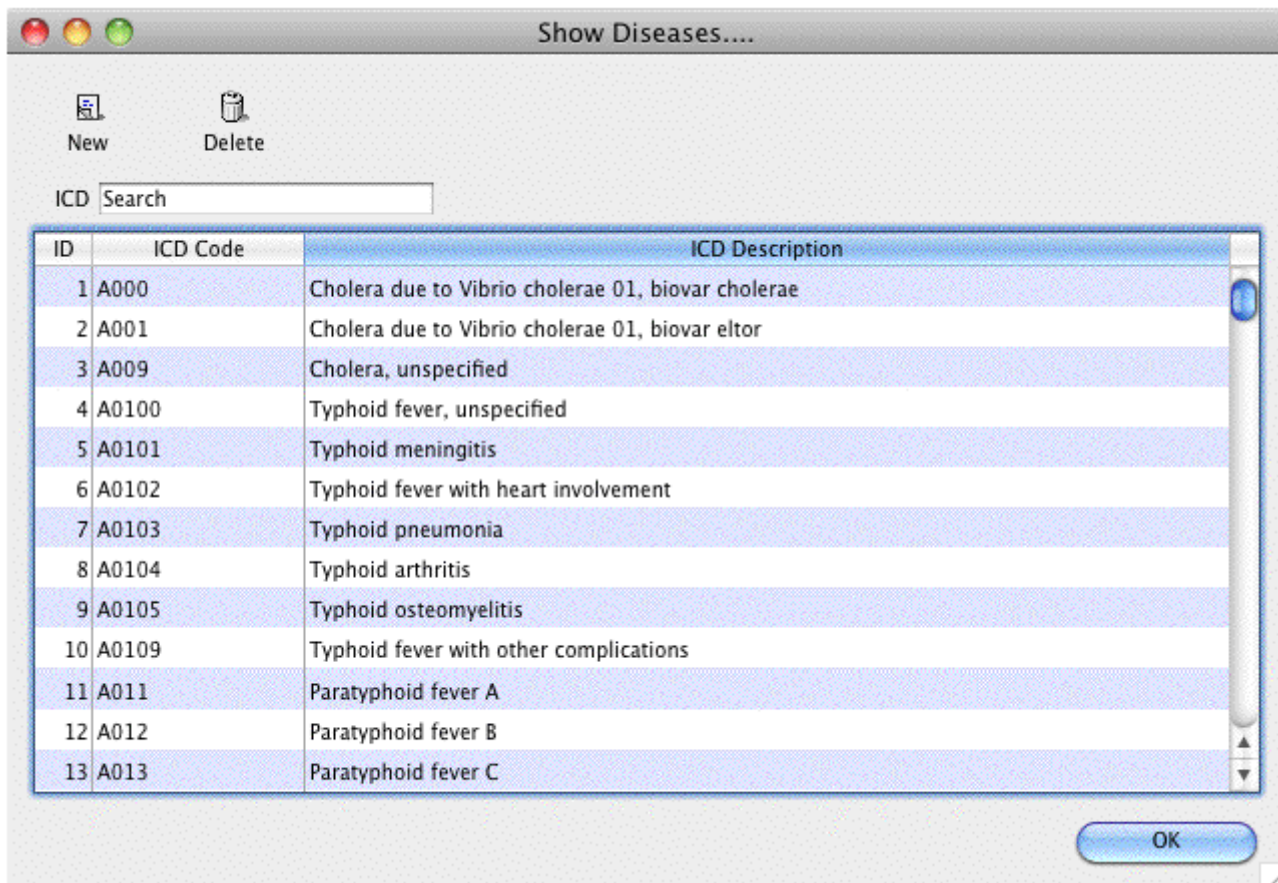
which can be imported. This could be a little large for practical use, as it may take too long for the user to select the code that they are after. It may therefore be appropriate to edit it down to a much smaller list of the diseases of interest.



In a synced system, this list will be synced out to all satellite sites, so there is a potential here to create several million sync out records. You have been warned.

Show ICD10 codes

On choosing Special > Show ICD10 codes you will be shown the current disease list.

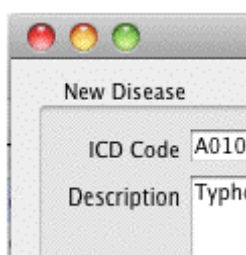


Find

To search for a particular code, type as much of the code or description as you know, and matching entries will be shown. For example, typing "foot" will show all entries that have "foot" in their code (not that many, we imagine!) or their description.

To Add a new entry, click the *New* button.

To Modify or view an entry's details, double-click the row.



Valid until...

This field allows you to use a code up until a certain date.

After that date is reached, you can't assign that code to any new encounters.

Note that you can use this field to disable use of a code at any time by entering yesterday's date and saving the record.

Previous: **[20.02. Setting up wards and beds](#)** | | Next: **[20.04. Procedures](#)**

From:

<https://docs.msupply.org.nz/> - **mSupply documentation wiki**

Permanent link:

<https://docs.msupply.org.nz/his:icd10?rev=1632868738>

Last update: **2021/09/28 22:38**

