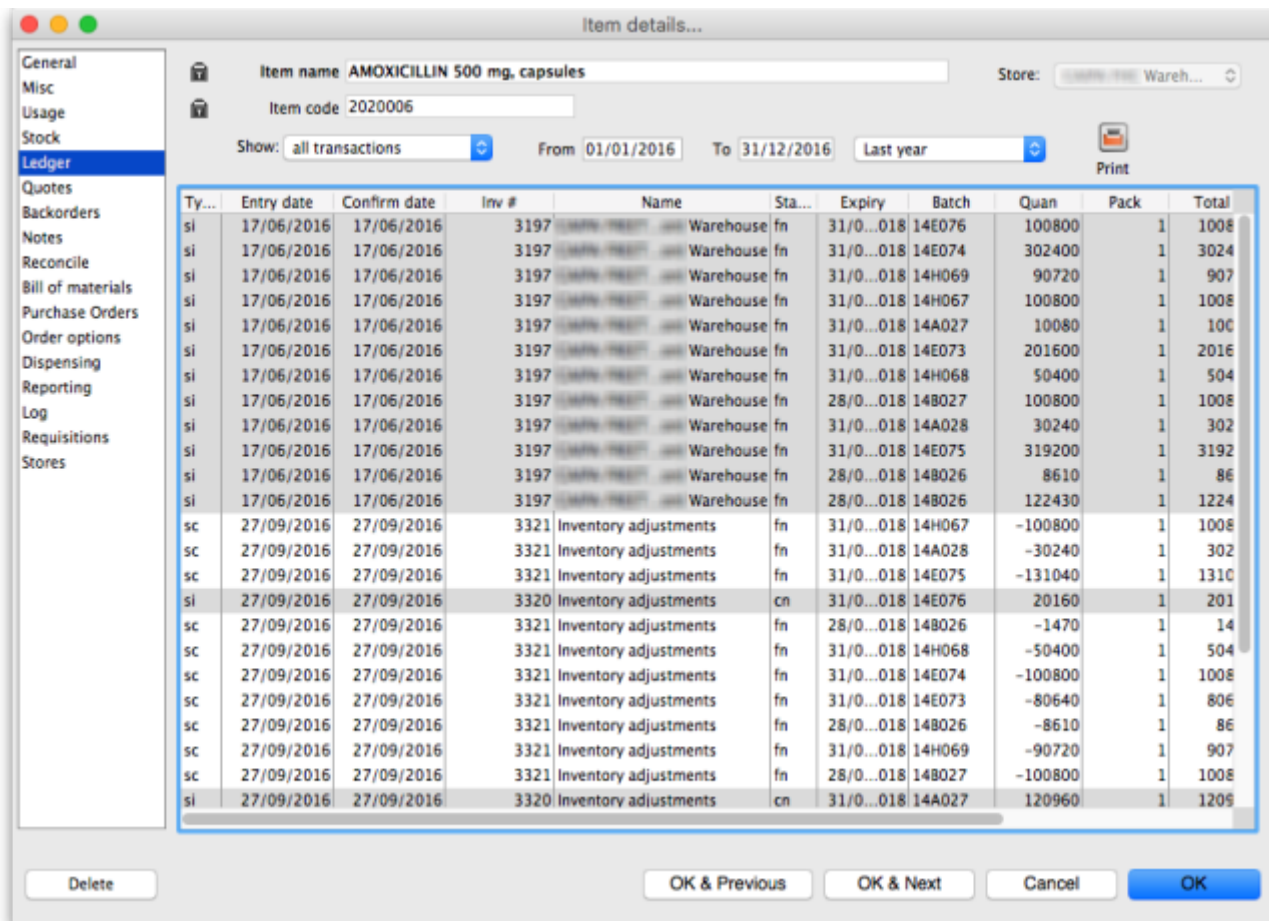


4.01.05. Items - Ledger tab

[Back to Item Details window](#)

The item **Ledger** tab lists individual transactions for the item in question. By default it shows all transactions for the current year:



The **Type** column has a shorthand label for the type of transaction:

- si = supplier invoice and inventory adjustment to increase the amount of stock
- ci = customer invoice column describe
- sc = supplier credit or inventory adjustment to reduce the amount of stock
- cc = customer credit

Note that all supplier lines have a grey background and customer lines have a white background to help you identify them easily.

The **Quan** column shows the number of packs of pack size shown in the **Pack** column that were involved in the transaction.

As a quick indicator, if the transaction reduced the amount of stock in mSupply then the number is negative.

Filtering the ledger list

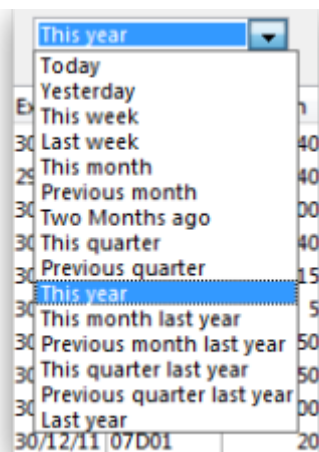
Show: From To

Two drop down lists are available to filter the transactions you see in the table:

You can use the **Show....** drop-down list to show:

- All transactions (the default)
- Only supplier transactions (supplier invoices)
- Only customer transactions (customer invoices)
- Inventory adjustments
- Repacks
- Transactions whose status is `New`
- Transactions whose status is `Suggested`
- Transactions whose status is `New or suggested`
- Transactions for just one name (click on a transaction line for the name you are interested in)
- Transactions for one particular item line. This will show the supplier invoice on which the item line was received, and all subsequent issues of that item line to customers.
- Same batch as selected - this will show all the supplier invoice on which the batch was received, and all subsequent issues of that batch to customers. This can be useful for tracing a particular batch of medicines.


The other drop down list allows selection from a variety of periods during which transactions occurred.



Clicking on the column headings of the transaction list will sort the list by the information in that column. The column header will be underlined to show by which column the list is sorted.

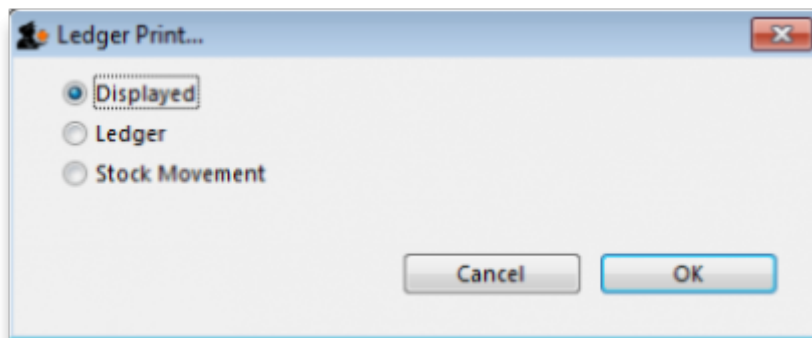


If the cost price column is blank, this is because the current

 user does not have permission to view cost prices. (This option can be turned on or off for each user from the "File > edit users..." menu item).

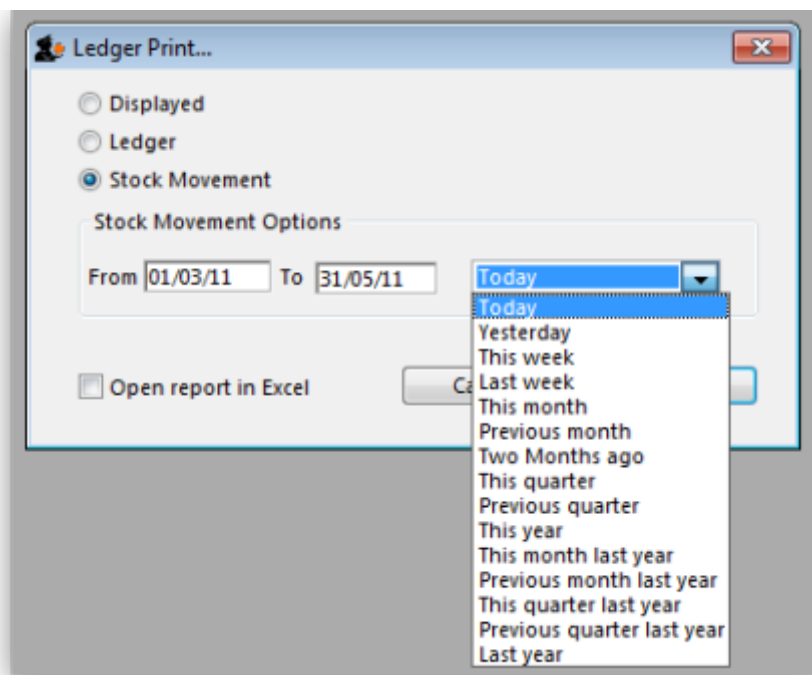
If you want to view an invoice for one of the displayed lines, simply double-click the line you are interested in. The invoice (or payment, as the case may be) will be shown in a new window.

Printing the ledger list



Clicking this button will give you the following printing choices:

- the information currently displayed in the window
- a complete ledger from the start of your year
- stock movement for a specific period or between two dates of your choice



Previous: [4.01.05. Items - Stock tab](#) | | Next: [4.01.07. Items - Quotes tab](#)

From:

<https://docs.msupply.org.nz/> - **mSupply documentation wiki**

Permanent link:

https://docs.msupply.org.nz/items:item_basics:tab_ledger?rev=1578988829

Last update: **2020/01/14 08:00**

