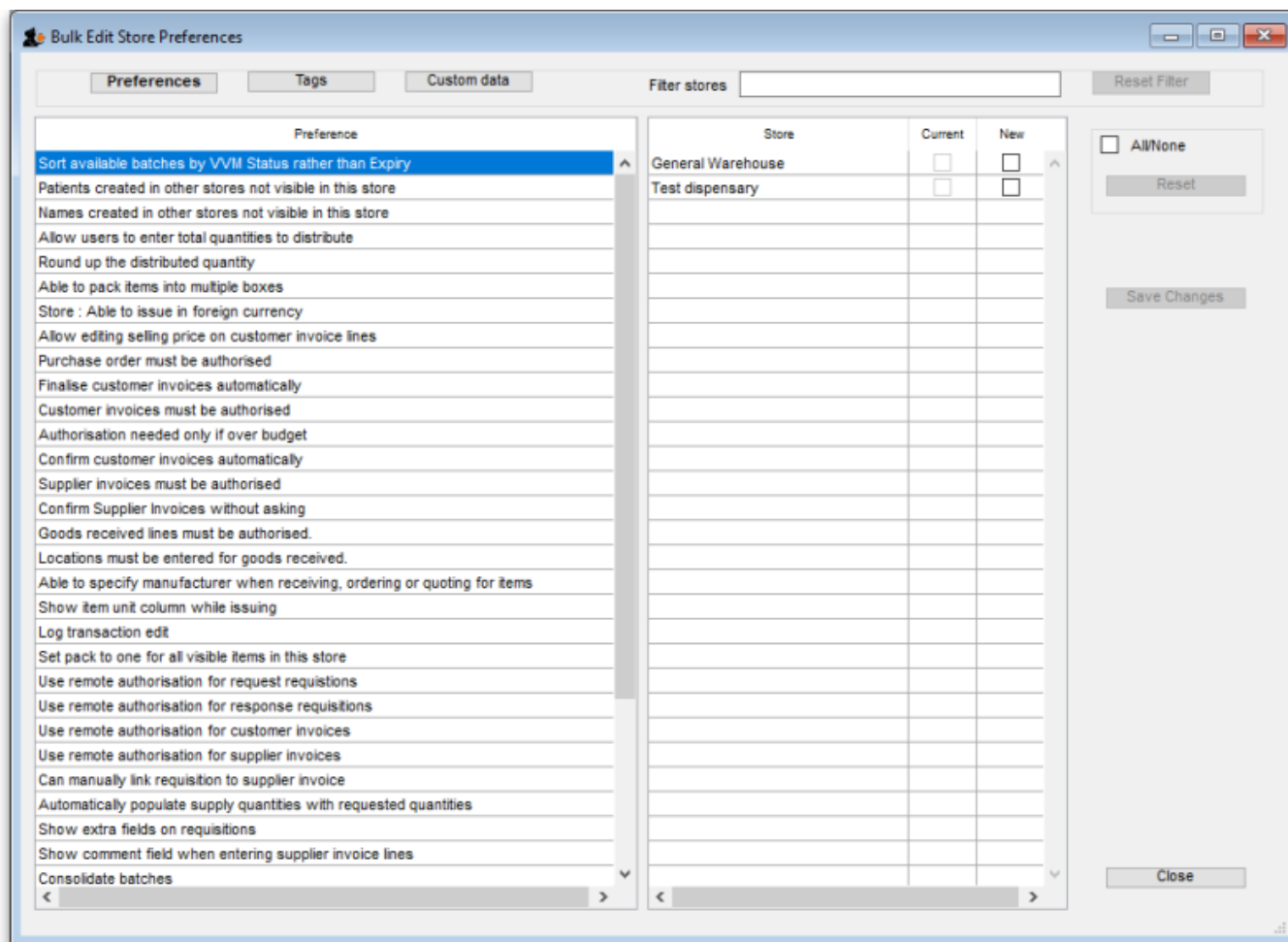


23.09. Bulk Store Preferences Editor

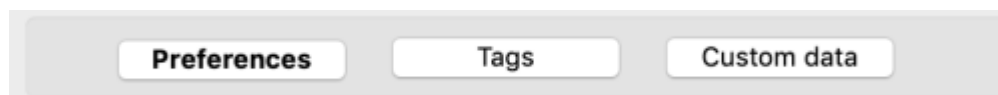
The **Bulk Store Preferences Editor** allows changing preferences for many (or all) stores at once.

Launch from **Special** menu → **Bulk edit store preferences...**



Types of Preferences

The editor allows editing of basic **Preferences**, **Custom Data**¹⁾ and **Tags**²⁾. Select the preference type you wish to work with from the buttons in the top panel:



The Preference and Stores List

The list in the left-hand panel shows all the available preferences (of the type specified above). The list in the right-hand panel shows all the **Stores** you have available to edit.

When you select a Preference, the Stores list shows the settings for each of the stores in the **Current** column.

Editing preferences

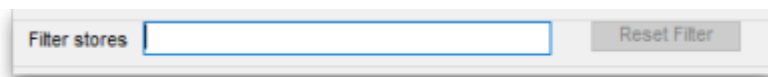
To change a selected preference, tick the checkbox in the **New** column to switch the preference on/off.

You can apply a setting to *all* displayed stores with the **All/None** checkbox on the far-right panel. Once you're done making changes for this preference, click the **Save Changes** button to write your preference settings to the database. The **Current** column will be updated with the new settings to reflect the saved changes.

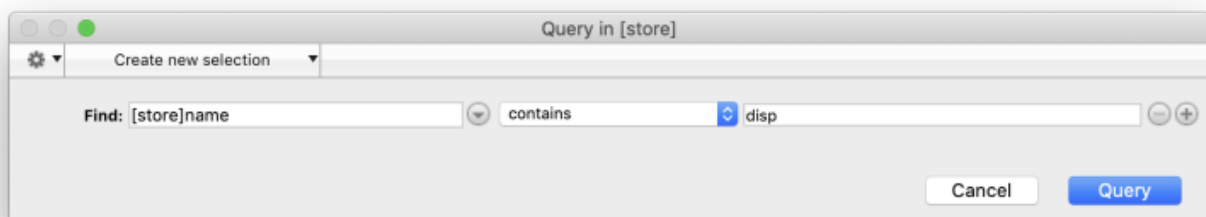
Please note: You *must* save changes before switching to another Preference, or your changes will be lost.

Filtering stores

If you only wish to make changes to a subset of stores, you can filter the Stores list with the Filter bar in the top panel:



In the current implementation, when you click the text entry field, you will be presented with a simple Query editor:



Submitting this query will update the list of Stores accordingly. Restore the full list of Stores with the **Reset Filter** button.

1) 2)

Not yet implemented

From:

<https://docs.msupply.org.nz/> - **mSupply documentation wiki**

Permanent link:

https://docs.msupply.org.nz/other_stuff:bulk_store_preferences_editor?rev=1584116440

Last update: **2020/03/13 16:20**

