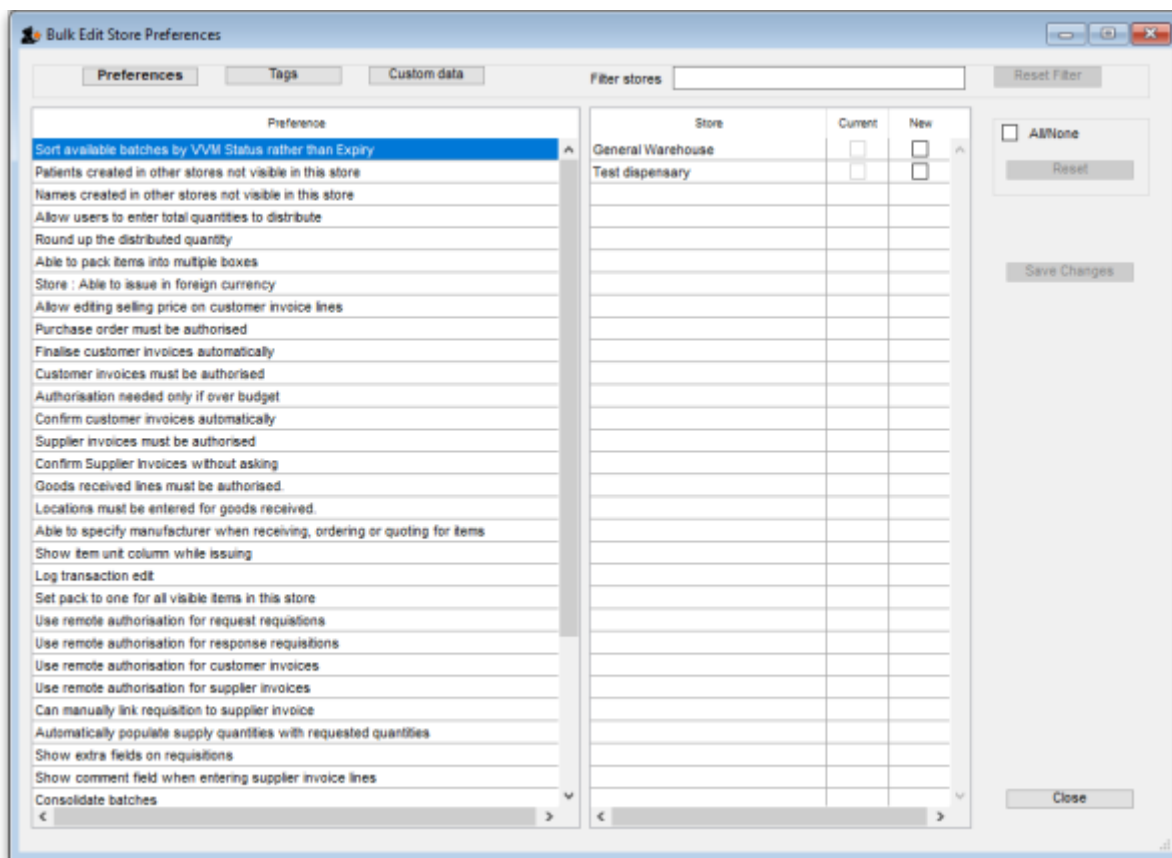


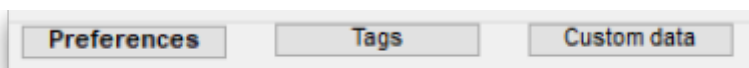
24.09. Bulk Store Preferences Editor

The **Bulk Store Preferences Editor** allows changing preferences and other properties for many (or all) stores at once. This will be particularly useful in any system where you have many stores in a single datafile.

Open the editor by choosing the *Special > Bulk edit store preferences...* menu item. This window will open:



The editor allows editing of basic **Preferences**, **Custom Data** (Not yet implemented but coming soon!) and **Tags** (Not yet implemented but coming soon!). Preferences are selected by default when the window opens but click one of the others in the top panel if you want to work with another type of store setting:



The *Preferences* table in the left hand panel shows all the available settings of the type specified above. The *Stores* list in the right hand panel shows all the stores in your datafile that you can edit the settings for.

When you select a Preference, the Stores list shows the current settings for each of the stores in the **Current** column.

Editing preferences

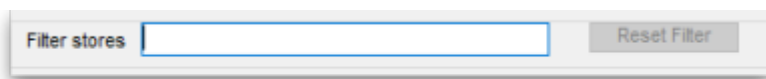
To change a selected preference, tick the checkbox in the **New** column to switch the preference on/off.

You can apply a setting to *all* displayed stores with the **All/None** checkbox on the far-right panel. Once you're done making changes for this preference, click the **Save Changes** button to write your preference settings to the database. The **Current** column will be updated with the new settings to reflect the saved changes.

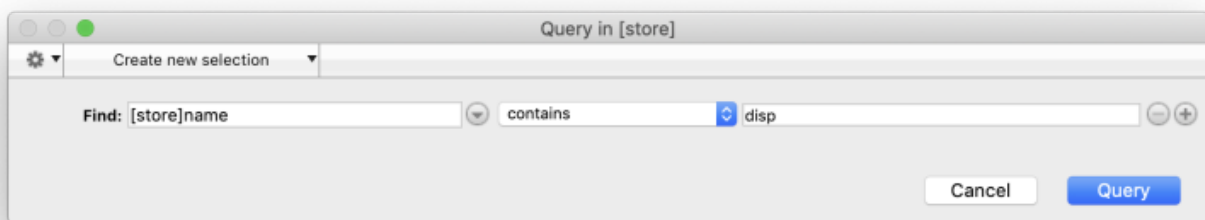
Please note: You *must* save changes before switching to another Preference, or your changes will be lost.

Filtering stores

If you only wish to make changes to a subset of stores, you can filter the Stores list with the Filter bar in the top panel:



In the current implementation, when you click the text entry field, you will be presented with a simple Query editor:



Submitting this query will update the list of Stores accordingly. Restore the full list of Stores with the **Reset Filter** button.

Previous: [26.07. Virtual stores](#) | | Next: [26.09. Custom data](#)

From:

<https://docs.msupply.org.nz/> - **mSupply documentation wiki**

Permanent link:

https://docs.msupply.org.nz/other_stuff:bulk_store_preferences_editor?rev=1588598564



Last update: **2020/05/04 13:22**