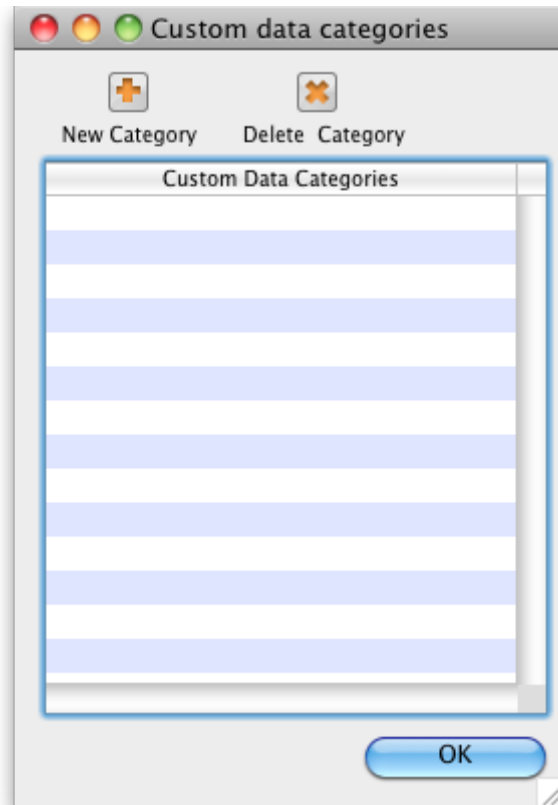


## 26.10. Custom data

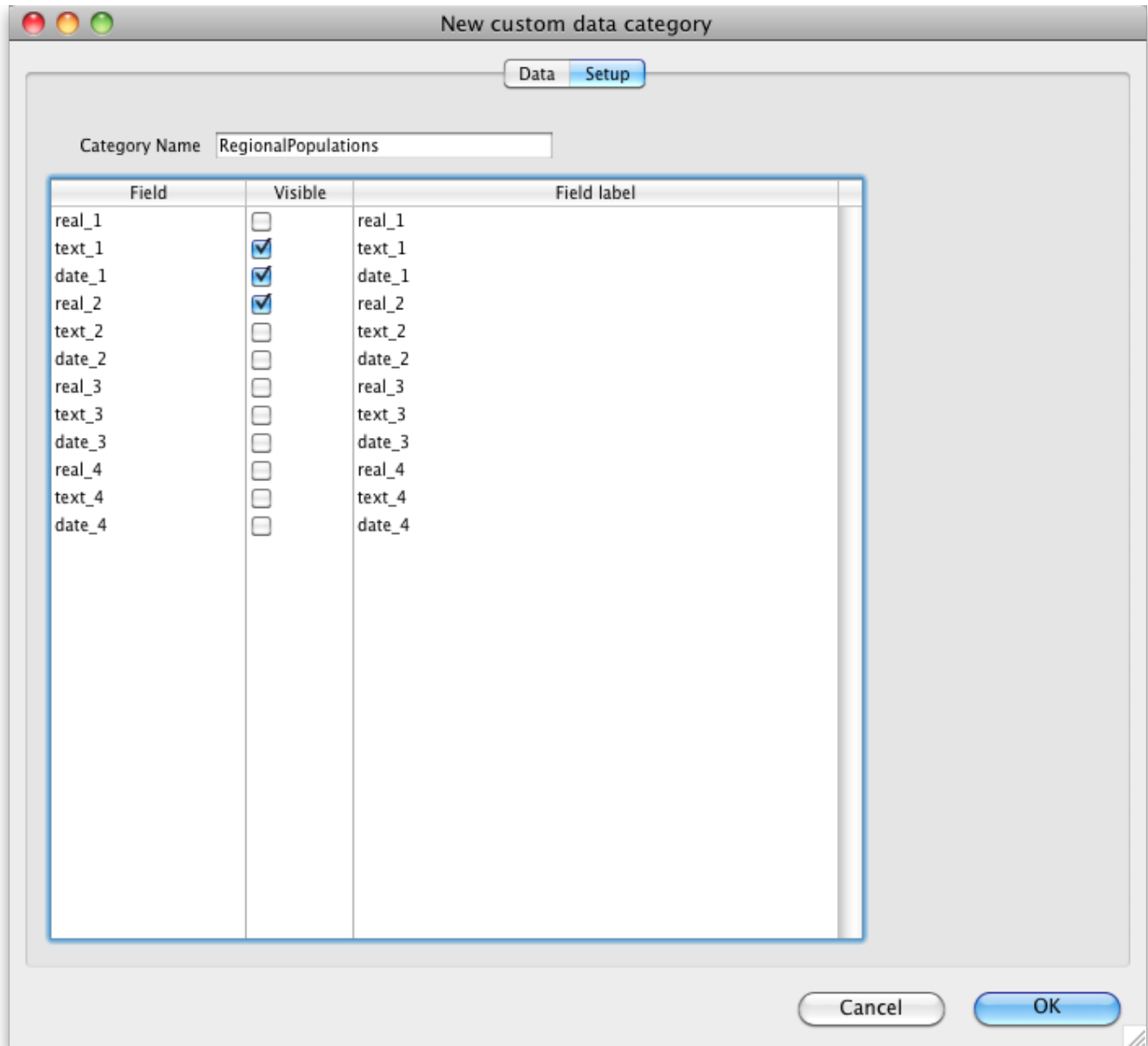
Custom data allows you to add data to mSupply that doesn't naturally fit into one of the existing fields.

- Choose **Special > Show custom data...** to show the list of custom data sets.

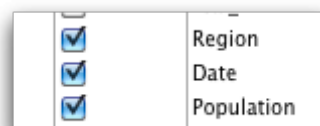


### Setup fields

- Click **New**
- This window is shown:

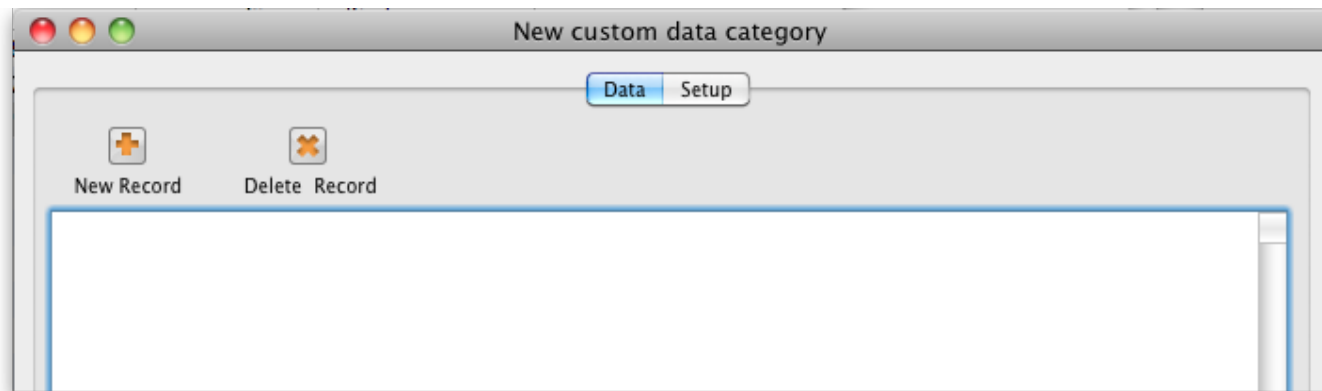


- For our example, we're going to record population in several regions each year, so we need
  - A real number field to store the population number
  - A text field to store the region name
  - A date field to store the year
- We've labelled the data set *RegionalPopulations*
- To change the field names, click once on the name, and then wait a second or two and click again- now it is editable:



## Adding data

- Click the **data** tab then click **New**



## Using data in reports

- You can extract data by using the following method in a pagepro report
- `custom_value_get("data_set";"field_to_query";"search_value";"field_to_return";"variable_to_return")`
  - "data\_set" is the name of the data set. e.g. "RegionalPopulations"
  - field\_to\_query is the internal name of the field "text\_1", "Text\_2", "real\_2", "date\_7"
  - "search\_value" is the value you're looking for in "field\_to\_query"
  - "field\_to\_return" is the field name of the value to return
  - "variable\_to\_return" is a pointer to the variable that will contain the data returned.
- Sound too complicated? We usually build these reports for clients, but this documentation is for the technically minded who want to build their own.

Previous: [26.08. Bulk Store Preferences Editor](#) | | Next: [26.10. Currencies](#)

From:

<https://docs.msupply.org.nz/> - mSupply documentation wiki

Permanent link:

[https://docs.msupply.org.nz/other\\_stuff:custom\\_data?rev=1633692178](https://docs.msupply.org.nz/other_stuff:custom_data?rev=1633692178)

Last update: **2021/10/08 11:22**

