

23.12. Using foreign currencies in transactions

The foreign currency feature enables you to receive stock from suppliers in the suppliers own foreign currency and also distribute goods to customers in their own currency.

Set up foreign currencies for customers and/or suppliers



You must have *Foreign Currencies* configured in mSupply if you are using this feature; you can set them up now using [Currencies](#) and once you have done this, performing the steps below.

Set the Store to use foreign currency

1. From the Navigator click drop down menu **Special** > **Show Stores...** double click to select the store in which you want foreign currencies to be used and in the window that appears hit tab **Preferences**.
2. Check **Store mode: Able to issue in foreign currency**.
3. Click **OK** and return to the mSupply Navigator.

Set the currency of the Customer or Supplier

1. From the **Navigator** choose **Customers** > **Show Customers**.
2. Locate the Customer and double-click it. In the window that appears click the **General** tab and in **Currency** drop-down list (top-right) select the appropriate currency for that Customer.
3. Click **OK** to return to the Navigator and do the same for the Supplier if required.

Using foreign currencies

- Generating an invoice for goods (either from a Supplier or to a Customer):
 - [receive goods from a Supplier in a foreign currency](#)
 - [issue goods to a Customer in a foreign currency](#)
- Generating a credit for returned or unwanted goods (either from a Customer or to a Supplier):
 - [receive returned goods from a Customer in a foreign currency](#)
 - [send/return goods to a Supplier in a foreign currency](#)

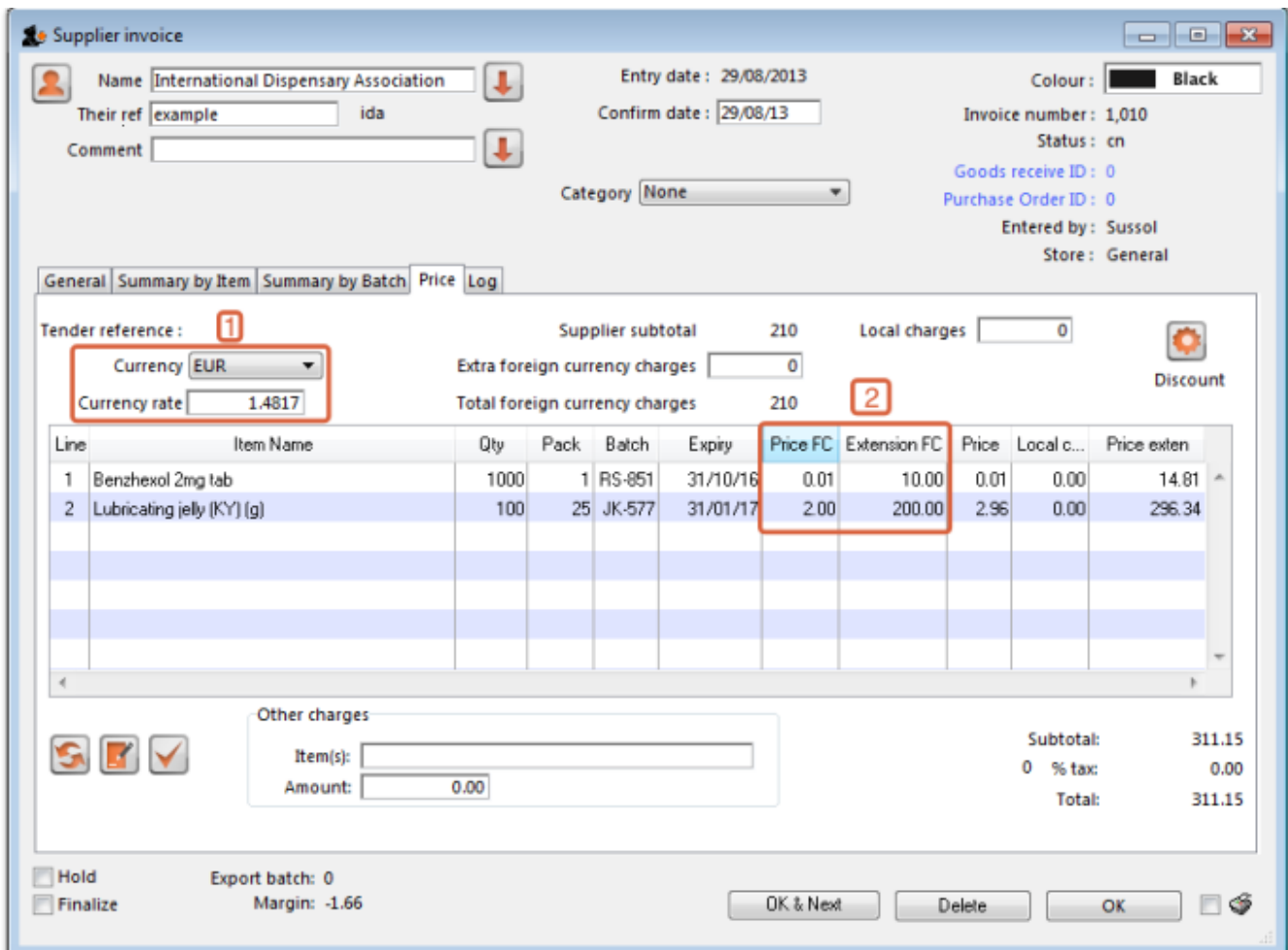
Supplier invoices



As an example for the guide, our store operates with

 Australian dollars (AUD) as the local currency, and is making a purchase from a European supplier which uses the Euro (EUR)

- From the Navigator choose **Suppliers > New Supplier Invoice**
- In the Supplier Invoice window that appears select your supplier and view its details by double-clicking.
- Click the **Price** tab and change the currency (as highlighted in box **1** below) to the currency in which the supplier provides the items to you.
- Return to the **General** tab and click button **New line** to add a new item line.
- In the window that appears type the details of the item you are receiving and hit button **OK & Next** to add further items.
- Once all items are added, again click the **Price** tab and review the item prices as highlighted in **2** below:



Supplier invoice

Name: International Dispensary Association
Their ref: example ida
Comment:
Entry date: 29/08/2013
Confirm date: 29/08/13
Colour: Black
Invoice number: 1,010
Status: cn
Goods receive ID: 0
Purchase Order ID: 0
Entered by: Sussol
Store: General

Category: None

General | Summary by Item | Summary by Batch | Price | Log

Tender reference: **1**
Currency: EUR
Currency rate: 1.4817

Supplier subtotal: 210
Local charges: 0
Extra foreign currency charges: 0
Total foreign currency charges: 210 **2**

Line	Item Name	Qty	Pack	Batch	Expiry	Price FC	Extension FC	Price	Local c...	Price exten
1	Benzhexol 2mg tab	1000	1	RS-851	31/10/16	0.01	10.00	0.01	0.00	14.81
2	Lubricating jelly (KY) (g)	100	25	JK-577	31/01/17	2.00	200.00	2.96	0.00	296.34

Other charges:
Item(s):
Amount: 0.00

Subtotal: 311.15
0 % tax: 0.00
Total: 311.15

Hold Finalize Export batch: 0 Margin: -1.66

OK & Next Delete OK

 The columns headed 'Price FC' and 'Extension FC' in box 2 above show the cost price of goods to you in Euros - i.e. the Foreign currency which the supplier uses, while the figures in the columns on the right show the prices in Australian dollars - i.e. your local currency.

- Click **OK** to save the Supplier invoice and introduce the items to stock.

Customer invoices

- Ensure *Foreign Currencies* are active as per the instructions at the top of this page.
- From the Navigator choose **Customers > New Customer Invoice**.
- In the Customer Invoice window that appears select your Customer in field **Name** and note the currently set currency and its rate as highlighted in box 1 below.
- Now click the **New Line** button to add a new item line.
- In the window that appears type the details of the item you are issuing and hit button **OK**. Repeat as needed.

 In our example, the supplier uses Australian dollars (AUD), and is creating an invoice for Highland Health Centre which uses Solomon Islands dollars (SBD).

- Box 1 shows the customer's currency, SBD, the Currency Rate, which shows the value of 1 Solomon Island dollar in the supplier's currency, Australian dollars, and the invoice value in the customer's currency.
- Note the item's foreign currency values (SBD) in the columns *Price fc* and *Price fc ext* on the Customer Invoice in box 2 below:

Customer invoice

Name: Highland Health Centre
 Their ref: HC4
 Comment:
 Confirm date: 00/00/00
 Category: None
 Colour: Black
 Invoice: 30,040
 Entry date: 19/09/13
 Goods receive ID: 0
 Status: nw
 Entered by: Sussol
 Store: General

New line | Delete line(s) | History | Confirm


N...	Li...	Location	Item Name	Quan	Pack Size	Batch	Exp date	Price fc	Price fc ext...	Sell Price	Price exten
1	TAB		Meloclopramide 10mg tab	1000	1	YT407	31/10/16	0.06	63.69	0.01	10.00

Other charges: Item:
 Amount: 0.00
 Subtotal: 10.00
 0 % tax: 0.00
 Total: 10.00

Currency: SBD | Currency rate: 0.157 | Foreign currency total: 63.69

Hold | Finalize | Export batch: 0 | OK & Next | Delete | OK

- Click **OK** to save the Customer invoice.


 If you change the customer on an invoice that has item lines, the following message will appear. Check the currency is correct for the new customer and adjust it if necessary.



Note that this message also appears on a Customer Credit and Supplier Credit.

Supplier credit

- Ensure Foreign currencies are active as per the instructions at the top of this page.
- From the Navigator click drop down menu **Supplier> New Supplier Credit**.
- In the Supplier Credit window that appears select your Supplier in field **Name** and note the currently set currency and its rate as highlighted in box 1 below.
- Now click button **New Line** to add a new item line.
- In the window that appears type the details of the item you are receiving and hit **OK**. Repeat as needed.
- As this is a credit note, the value is shown as a negative amount

 In our example, the supplier, International Dispensary, uses Euros (EUR), while we use Australian dollars (AUD).

- Box 1 shows the supplier's currency, EUR, the Currency Rate, which shows the value of 1 Euro in our currency, Australian dollars, and the credit note value in the supplier's currency.
- Note the item's foreign currency values (SBD) in the columns *Price fc* and *Price fc ext* on the Supplier Credit in box 2 below:

Supplier credit

Name: International Dispensary Association
 Entry date: 19/09/2013
 Colour: Black

Their ref: ida
 Confirm date: 00/00/00
 Invoice number: 1,011
 Status: nw

Comment:
 Category: None
 Goods receive ID: 0
 Purchase Order ID: 0
 Entered by: Sussol
 Store: General

L...	Lo...	Item Name	Qty	Pack	Batch	Expiry	Cost price fc	Price fc ext...	Cost Price	Price extension
1	TAB	Prochlorperazine 5mg tab	5000	1	G7153	26/03/10	0.01	-84.50	0.02	-125.00

Other charges
 Item(s):
 Amount: 0.00

Subtotal: -125.00
 0 % tax: 0.00
 Total: -125.00

Currency: EUR
 Currency rate: 1.4817
 Foreign currency: -84.50

Hold
 Finalize
 Export batch: 0
 Margin: -200.00

OK & Next Delete OK

- Click **OK** to save the Supplier credit.

Customer credit

- Ensure Foreign currencies are active as per the instructions at the top of this page.
- From the Navigator click drop down menu **Customer> New credit...**
- In the Customer Credit window that appears select your Customer in field **Name** and note the currently set currency and its rate as highlighted in box 1 below.
- Now click button **New Line** to add a new item line.
- In the window that appears type the details of the item you are crediting and hit button **OK**.



In our example, the supplier uses Australian dollars (AUD), and is creating a credit note for Highland Health Centre which uses Solomon Islands dollars (SBD).

- Boxes 1 and 2 show details exactly the same as explained in the previous two examples

Customer Credit

Name: Highland Health Centre
Their ref: HC4
Comment:
Confirm date: 19/09/13
Category: None
Colour: Black
Invoice: 30,042
Entry date: 19/09/13
Goods receive ID: 0
Status: cn
Entered by: Sussol
Store: General

New line Delete line(s) History

General Summary by Item Summary by Batch Transport details Log

N...	Li...	Location	Item Name	Quan	Pack Size	Batch	Exp date	Price fc	Price fc e...	Sell Price	Price exten
1	TAB		Metoclopramide 10mg tab	1000	1	YT407	31/10/16	0.63	-637.00	0.10	-100.01

Other charges Item:
Amount: 0.00
Subtotal: -100.01
0 % tax: 0.00
Total: -100.01

Currency SBD Currency rate 0.157 Foreign currency total -637.00

Hold Finalize Export batch: 0 OK & Next Delete OK

- Click **OK** to save the Customer credit.

Previous: [Currencies](#) Next: [Authorisation](#)

Previous: [23.11. Currencies](#) | | Next: [23.13. Asset management](#)

From:
<https://docs.msupply.org.nz/> - **mSupply documentation wiki**

Permanent link:
https://docs.msupply.org.nz/other_stuff:foreign_currency_transactions?rev=1584116756

Last update: **2020/03/13 16:25**

