

# 25.14. Product (drug) registration

## Introduction

The process by which a governing authority controls which products can be supplied in a country is called registration. The process involves keeping a register of the products that are allowed to be supplied by particular suppliers. Each supplier must:

- Obtain a supplier registration number and
- Obtain a registration for each product they wish to supply. This registration will usually be per brand and dose form, will be time-bound and therefore will need renewal.

A critical part of the process is supplying documents to verify product quality. The functionality in mSupply is all about recording and tracking the status of suppliers' registrations and storing the documentation for easy retrieval.

## Getting started with the Registration module

### Activate the Registration module

Before using the Registration module you will need to activate it in the Drug registration tab of the [General Preferences](#).

### Making the Registration module visible

mSupply treats the Registration module like a store (see [Virtual stores](#)). A user won't be able to log in to a virtual store on the login window unless they have permission to do so (see [Managing users](#)). You will need to allow the users who are going to do the registration work to see the Registration Module 'store'.

### Making things visible in the Registration module 'store'

When a new store is created, no existing items or names (suppliers, manufacturers, customers, etc.) are visible in it. This clearly needs to be fixed if you are going to register existing items, suppliers, or manufacturers!



Any items, suppliers and manufacturers created after the Registration module 'store' has been created will be automatically made visible in the Registration module 'store'.

## Make existing suppliers and manufacturers visible

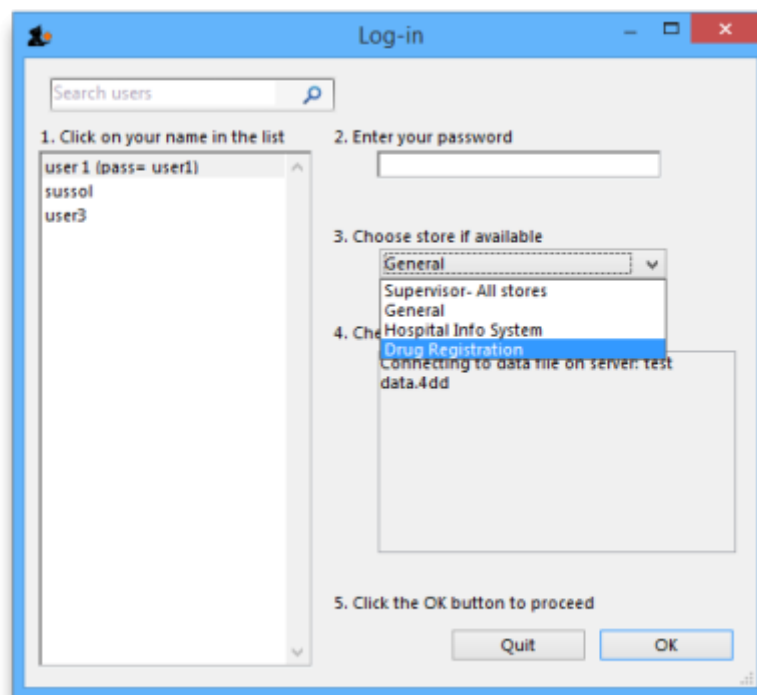
To make existing suppliers and manufacturers visible, you need to make them visible in the Registration module 'store' - refer [Names: Using, adding and editing, the Store tab](#).

## Make existing items visible

To make existing suppliers and manufacturers visible, you need to make them visible in the Registration module 'store' - refer [Items, the Stores tab](#). This must be done while logged in to another store.

## Using the Registration module

The Registration module has its own Navigator. If mSupply doesn't start in Registration mode when you log in you may switch to it by choosing *File > Switch...* and selecting Registration:



You will then be presented with the Navigator for Registration:



## Show (list) registrations

To see a list of registrations click on the List button:



This will open the filter window to allow you to refine your search. The filters all work in the normal way so, if you want to list all registrations, do not enter anything in the filters:

Show registrations

Find Registrations whose

Expiry date

is on or b...

and

Supplier Name

starts with

and

Item code

starts with

and

VEN Category

Don't Care

and

category 1 is

Don't Care

and

category 2 is

Don't Care

and

category 3 is

and

category 4 is

and

Status is

Don't Care

Cancel

Find

Clicking the Find button will display a list of all the registrations that match your search criteria:

New

Delete

Find

Filter list as: 

Item name

Item name

25/25

Item Name	Supplier	Status	Application number	Registration number	Trade name	Is registered	Registration expiry
Test_item	Test Drug Reg		1	1	guardian	<input type="checkbox"/>	
Co-trimoxazole [Septrin] 40mg/...	Academy Chemic...		6	6	Test trimoxazole	<input checked="" type="checkbox"/>	3/5
ABC 300mg, tablet	Access Spectrum		3	3	Natural ABC	<input checked="" type="checkbox"/>	12/1
Fendona 10kg	Hetero Labs Limi...		4	4	Hetero Fendona	<input type="checkbox"/>	
Levofloxacin, 1g	Alere Medical Co...		5	5	Alere Levofloxacin	<input type="checkbox"/>	
Diclofenac sodium 50mg, tablet	FIND		7	7	DH Diclofenac	<input type="checkbox"/>	
Artesunate injection 60 mg	Nanova Co.Ltd		8	8	Artesunate	<input type="checkbox"/>	
Ball bearing for plug fan motor	Drug Registration		9	9	Ball AHP	<input type="checkbox"/>	4/2
NMCP Future item 2	Waimaw Townsh...		10	10	Manufacturer	<input checked="" type="checkbox"/>	12/2
Cefixime 100mg, tablet	Indaw township	Refused	11	11	fireg	<input type="checkbox"/>	
Rack with lid for 1-2ml Cryo vial	Drug Registration		12	12		<input type="checkbox"/>	
Lab requisition form	Lanmadaw Town...		13	13	labreq	<input type="checkbox"/>	
ABBOTT EID m2000 Reagent Kit...	Htilin Township		14	14		<input type="checkbox"/>	7/2
Hand Compression Sprayer Ca...	Bago MMA	Waiting for docume...	15	15	higy	<input checked="" type="checkbox"/>	4/2
Water for injection 5ml, bottle	Indaw Township		16	16	jubilee	<input type="checkbox"/>	
Zilprenium	Zegong Township		17	17	asd	<input type="checkbox"/>	
Zilprenium	Zabbuthiri Town...		18	18	jsd	<input type="checkbox"/>	
Quinine DHCL, Inj 300mg/ml,2ml	Waw Township		19	19	gdfdg	<input type="checkbox"/>	
Laboratory Coat, Medium	Tabayin Township		20	20	ddfdd	<input type="checkbox"/>	
Water for injection 5ml, bottle	Waibargi Towns...		21	21		<input type="checkbox"/>	
Gene Xpert Machine (4 modules)	JICA		22	22		<input type="checkbox"/>	
ABC 300mg, tablet	Alere Medical Co...		23	23		<input type="checkbox"/>	
Electronic Pipette Boy	Access Spectrum		24	24		<input type="checkbox"/>	
Cefixime 200mg, tablet	Access Spectrum		25	25		<input type="checkbox"/>	

New

This will allow you to enter new registrations. See the section [New Registration](#).

Delete

You may remove registrations by highlighting an item on this list and clicking the delete button.

## Find

This allows you to refine your search without having to go back to the previous window.

## View / edit registration

To view and edit the details of a registration, **double click** it in the list and it will bring up a window where you can view and edit the details:

Drug registration details...

Supplier: KERIPIA SC

Item Name: Acetylcysteine Injection, 200mg/ml, 10ml

Manufacturer: KERIPIA SC

Trade name: AcetySuper

Pack Size:

Comment: test

Currently registered: ☐ Approval date: 00-00-00

Application number: 8

Application date: 2017-02-05

Registration number: 8

Reg. expiry date: 00-00-00

Category 1: None

Category 2: None

Category 3:

Category 4:

Status: Refused

Document Log

Add Remove

Document name	Date uploaded

OK & Next Cancel OK

## New registration



To enter a new drug registration record, click on

This will open the following window where data can be entered in fields as described below:

**New drug registration...**

Supplier

Item Name

Manufacturer

Trade name

Pack Size

Comment

Currently registered ☐ Approval date 00-00-00

Application number 0

Application date 00-00-00

Registration number

Reg. expiry date 00-00-00

Category 1 None

Category 2 None

Category 3

Category 4

Status None

**Document** **Log**

Add Remove

Document name	Date uploaded

OK & Next Cancel OK

## Supplier

- To get a list of suppliers starting with a particular letter, enter the letter and press **Tab**. This will let you select the supplier from a list.
- If you enter a letter and there is only one supplier beginning with that letter it will automatically be entered into the Supplier field.
- If the supplier is not listed you may need to create a new supplier record by clicking on the New Supplier button.
- If you want to list all suppliers you can enter @ and click Find.
- For more details see the New Supplier section below.
- Once you have chosen a supplier you will be able to edit the supplier details by clicking on the Edit Supplier button.

## Item name

Enter the first letter of the item, press **Tab**, and select the item from the list that displays.

## Manufacturer

As above enter the first letter of the manufacturer, press Tab, and select from the displayed list. If the manufacturer is not displayed a new record for the manufacturer will need to be created by clicking on the New Manufacturer button.

## Trade name

As trade names for drugs vary widely this is a field to fill out manually.

## Currently registered

If this item has been approved for registration then tick this box. The approval date will change to today's date once the window has been closed.

## Status

You can assign a drug registration a status you have previously defined in the Drug Registration status window

## Documents

You may attach documents to the registration record by clicking the plus button. This will open a window to allow you to navigate to and choose a locally stored document. To view documents stored in this way simply double click the document listed below.

## Logs

The log tab allows you to see a list of events such as when this item was approved.

## Show (list) suppliers

See [Show Suppliers](#)



## New supplier

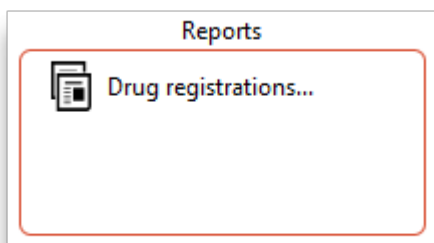
See [Names: using, adding and editing](#)



## Show / new manufacturers

The process for viewing or adding a new manufacturer is the same as the process for viewing/adding a supplier - refer to the instructions above.


## Reports



Clicking on Registrations will open a report listing all of your registration records.

## Registration categories

Item categories are a great way of grouping your items. This enables you, for example, to report on specific groups of products by filtering by category. This can be extremely helpful.



To create a new category click on the Cat. This will open this window:





## View registrations in category

- To view a list of registrations assigned to each category **double click** on the category in the list.

## New

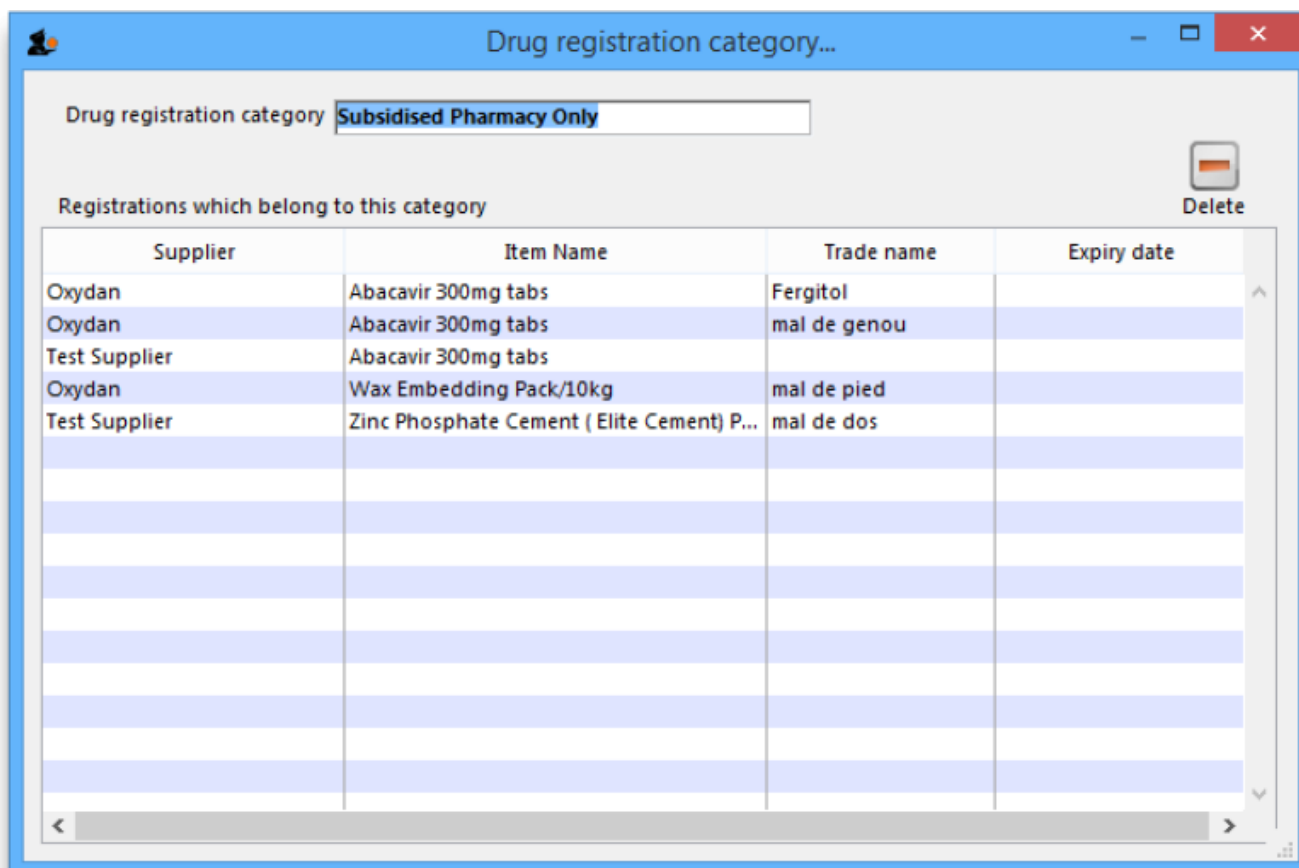
- Click the **New** button to add a new category.

## Delete

- Click the **Delete** button to remove a category.




If there are registrations assigned to a category, then mSupply will not let you delete the category until you have removed the category from the *drug registration records*. mSupply will open the category so that you can see the Registration records that are assigned to this category.



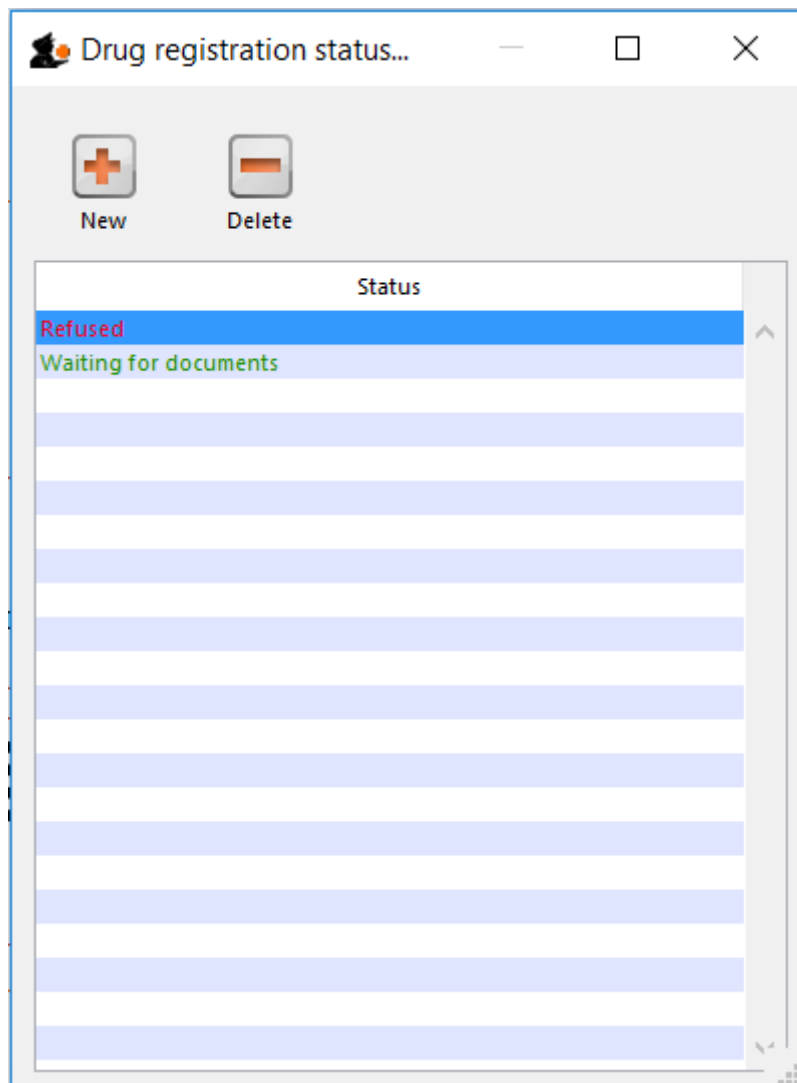
Supplier	Item Name	Trade name	Expiry date
Oxydan	Abacavir 300mg tabs	Fergitol	
Oxydan	Abacavir 300mg tabs	mal de genou	
Test Supplier	Abacavir 300mg tabs		
Oxydan	Wax Embedding Pack/10kg	mal de pied	
Test Supplier	Zinc Phosphate Cement ( Elite Cement) P...	mal de dos	

## Drug registration status window

In this window you can define for yourself the different states or phases of a Drug Registration (for example, In Process, Refused, Waiting for documents, etc). This means that the status of a registration can be seen at a glance.

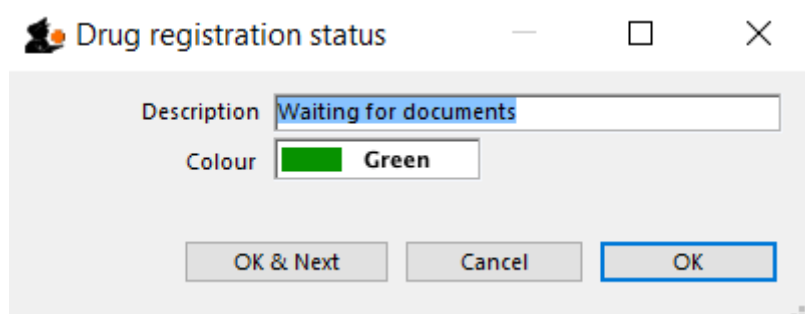


To show, create or delete a status click on the above button in the Navigator.



### Edit a status

To edit a status, double-click on it. You can change its name or identifying color. The drug registrations that have been assigned this status will be affected by the change.



### Add a new status

\* Click the **New** button to add a new status.

## Delete a status

\* Click the **Delete** button to remove a status.



If this status has been assigned to registrations, then mSupply will not let you delete the status until you have removed the status from the *drug registration records*. mSupply will tell you how many drug registrations have been assigned this status.

Previous: [arvregimendatarecording](#) | | Next: [26.13. Using the mSupply remote client](#)

From:

<https://docs.msupply.org.nz/> - mSupply documentation wiki

Permanent link:

[https://docs.msupply.org.nz/other\\_stuff:registration?rev=1623040404](https://docs.msupply.org.nz/other_stuff:registration?rev=1623040404)

Last update: **2021/06/07 04:33**

