

19.05. Web Dashboard



August 2020: The instructions on this page are for configuring mSupply's legacy web dashboard. This may still work, but is no longer supported as it has been superceded by the [mSupply Grafana web dashboard](#). The instructions are left here for historic reference only.

Legacy Web Dashboard

Once the dashboards have been set up (refer [Dashboard set up \(before v4.0\)](#) or [Dashboard set up \(after v4.0\)](#)), it can be used to monitor and access reports from anywhere using an internet browser (such as Chrome, Safari or Firefox).

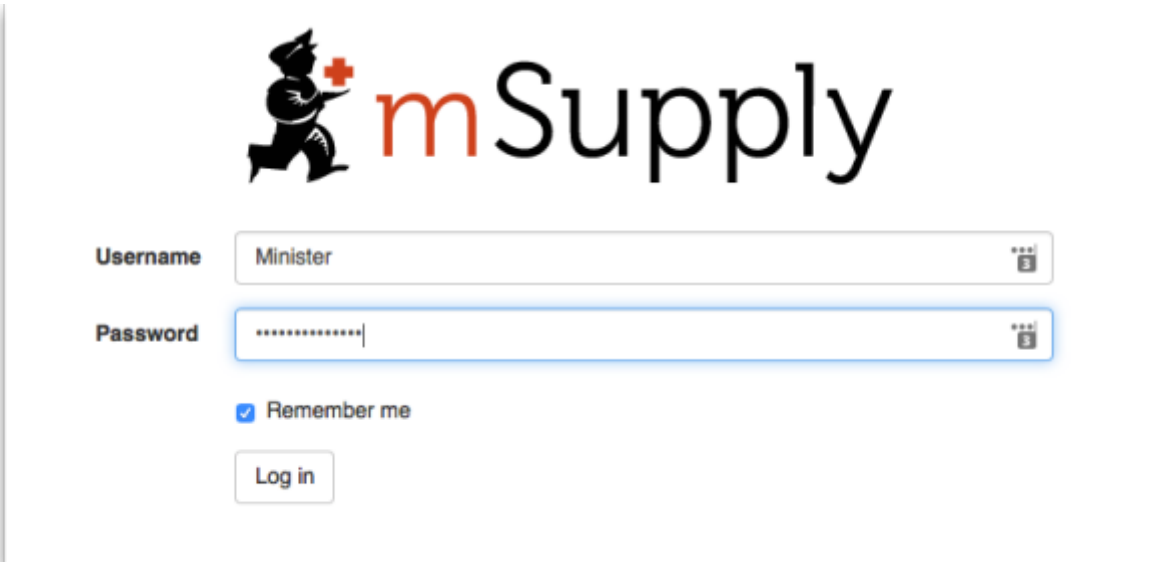
The address for the dashboard is the public IP address of the server (or its web address if one has been assigned) on the port setup in the web server preferences (see the [server preferences](#) section for details) with /dashboard added. For example, if port 3000 is specified in the server preferences and the server is at web address example.com, users would browse to `https://example.com:3000/dashboard` using their internet browser.

This means users can access dashboard reports using their computer at home or even their tablet or cell phone!

Using the dashboard

Login

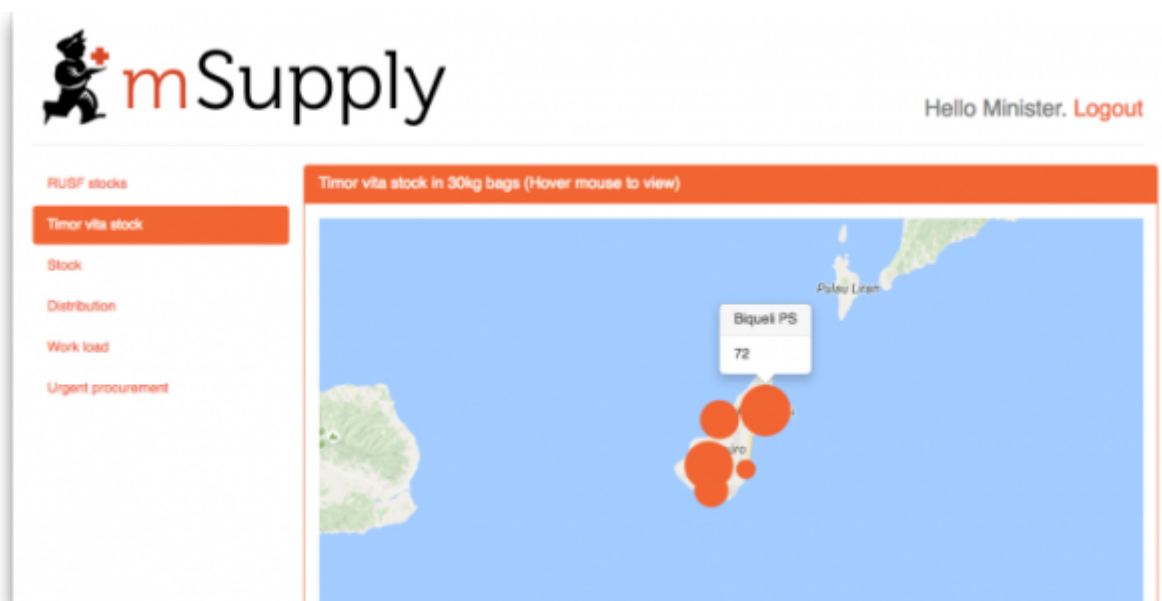
You'll need to be given the right URL ("web site") to go to in your browser. Type it into the address bar of the browser you want to use (on the device of your choice) and click on the Go button or tap the *Enter* key. You will be shown the login page:



The login form for mSupply features the logo at the top, which consists of a black silhouette of a person carrying a red cross on their back, followed by the text 'mSupply' in a large, black, sans-serif font. Below the logo, there are two input fields: 'Username' with the text 'Minister' and 'Password' with a masked password '*****'. To the right of each field is a small icon of a person. Below the password field is a checkbox labeled 'Remember me' which is checked. At the bottom is a 'Log in' button.

Enter your normal mSupply login username and password and click on the *Log in* button.

You will be taken to your dashboard which will show the first “page” or tab set up for you by default. You can click on other tabs at the left of the screen (if they have been set up for you) to see other reports:



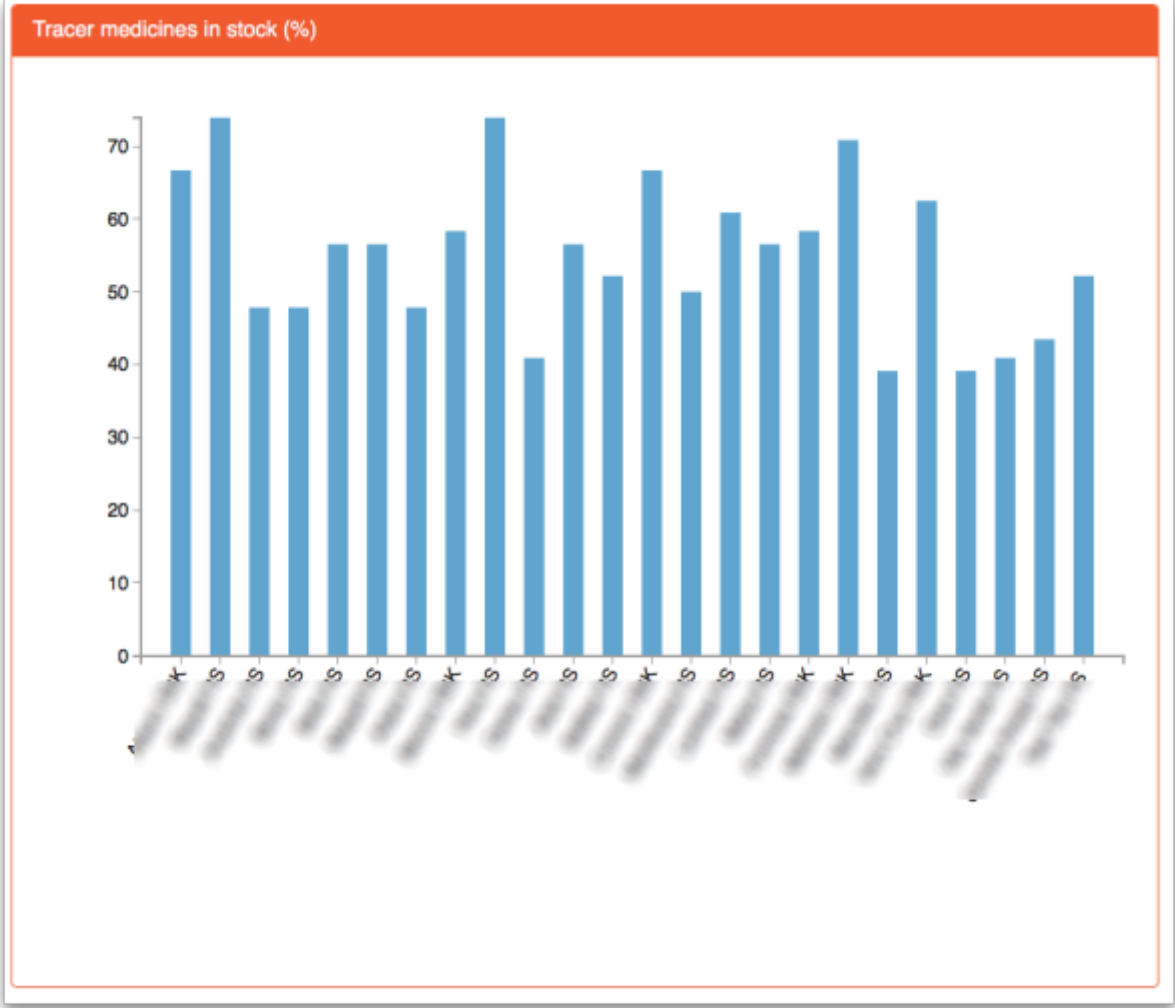
The dashboard works just as well on a tablet or your phone, but the different “pages” will be at the top of your screen, not on the left.

There are several very useful reports on the dashboard, helping you to keep up to date with current stock levels and much, much more. And, if one of the standard reports doesn't give you what you want then it's fairly simple to create a new one from scratch or by duplicating and editing an existing one (see [Setting up dashboards](#)). Below are just a few examples of the kinds of reports the dashboard can show for you:

Nutritional supplements and medicines at :

Item	Stock
Albendazole scored 400mg tabs	352661
Ferrous Sulphate 200mg (60mg Iron) tabs	5000
Micronutrient powder for children 6-59 month	676350
Oral Rehydration Salts Powder for 250ml Sachet/27.9gm	59280
Oral Rehydration Solution Reso Mal 42g sachet for 1 litre/ CAR-100	33
Therapeutic Milk F100 Sachet/114gm	4050
Therapeutic Milk F75 Sachet/102.5gm	960
Therapeutic Spread Plumpy Nut (RUTF) 500kCal Sachet/92gm	70657
Therapeutic Spread Plumpy Sup (RUSF) 500kCal Sachet/92gm	0
Timor Vita Nutritional Supplement (MIXCSBVIT) (1 kg)	0
Vitamin A Retinol Palmitate 200,000 I.U. caps	366600
Vitamin A Retinol Palmitate 50,000 I.U. caps	2177
Zinc Sulphate Dispersable 20mg tabs	388700







Total stock value at 01/01/2020 (\$)

8,773,335 USD

Previous: [19.04. mSupply customer web interface: guide for customers](#) | | Next: [19.06. Mobile Dashboard set up \(after v4.0\)](#)

From:

<https://docs.msupply.org.nz/> - mSupply documentation wiki

Permanent link:

https://docs.msupply.org.nz/web_interface:dashboard_using

Last update: 2021/10/08 09:42

