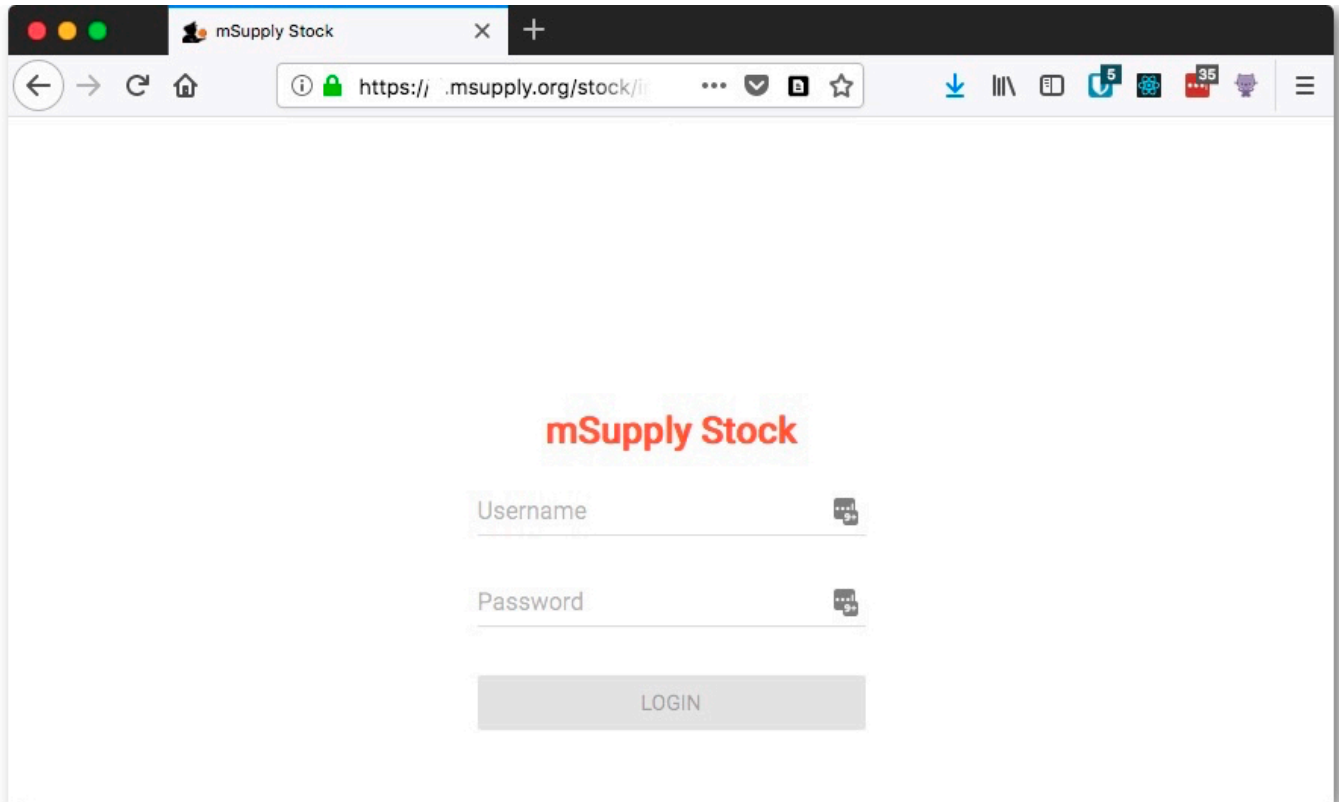


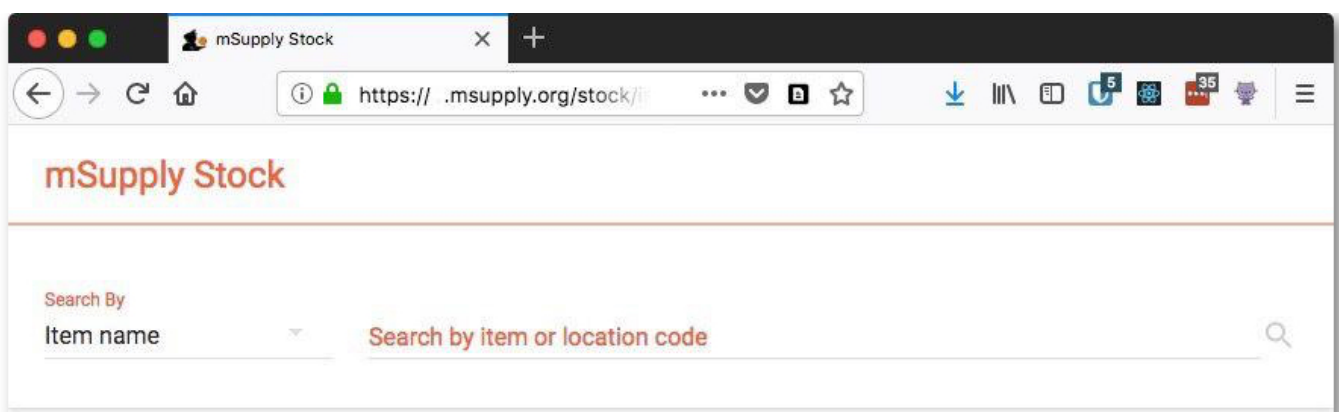
Stock Web App Setup

You can use the Stock Web App to look up your stock information including batch and expiry.

- Login to <https://yourserver.msupply.org:2048/stock>



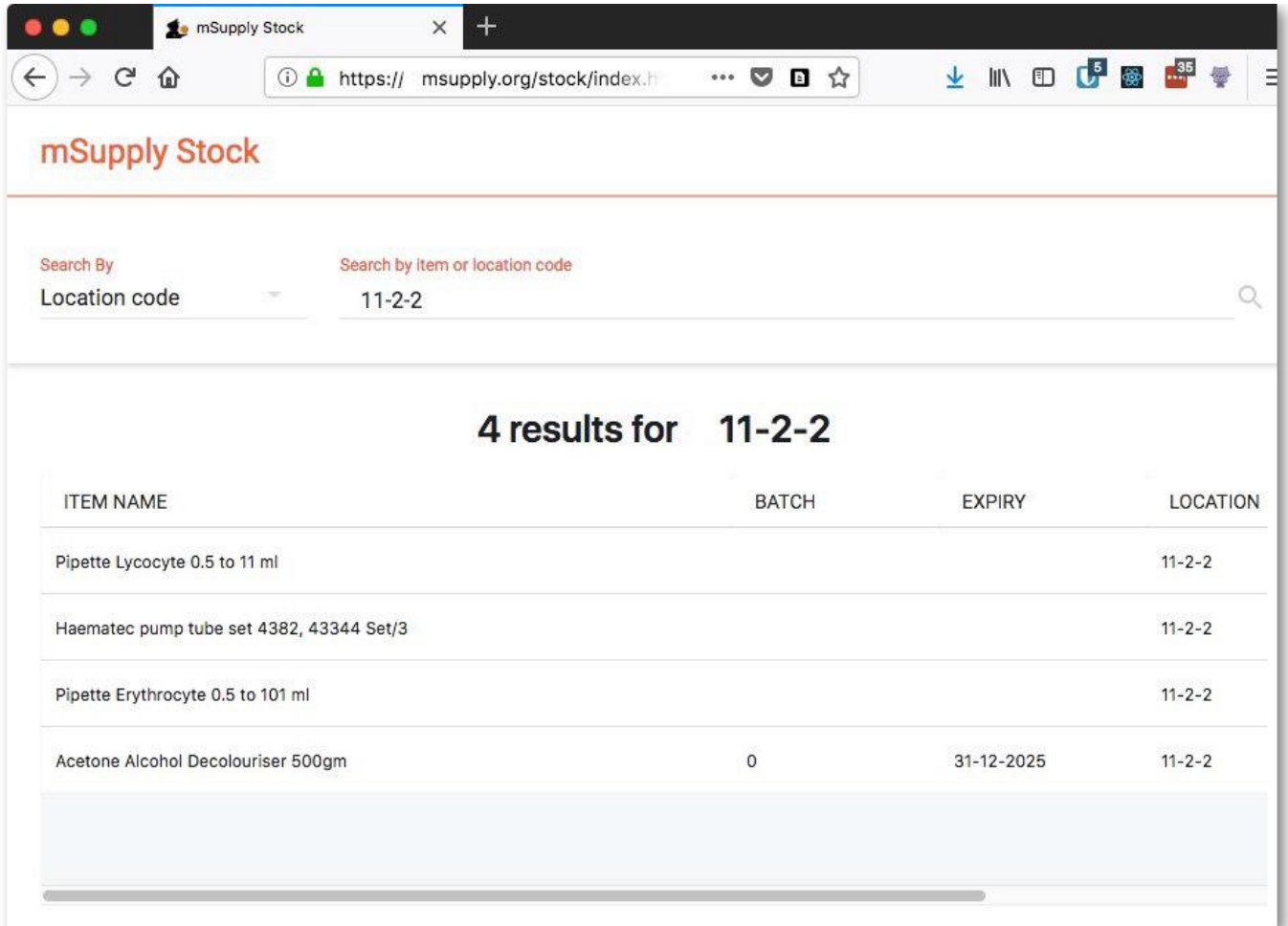
- Enter an item or location to search for



- The search results display

The screenshot shows a web browser window with the title 'mSupply Stock'. The address bar contains 'https://.msupply.org/stock/inc'. The page header displays 'mSupply Stock' in red. Below the header is a search section with a dropdown menu set to 'Item name' and a search input field containing 'amox'. A magnifying glass icon is to the right of the input field. Below the search section, the text '20 results for amox' is centered. A table with five columns is displayed: 'ITEM NAME', 'BATCH', 'EXPIRY', 'LOCATION', and 'TOTAL STOCK'. The table contains three rows of data for Amoxicillin 500mg tabs.

ITEM NAME	BATCH	EXPIRY	LOCATION	TOTAL STOCK
Amoxicillin 500mg tabs	1711-29-115	30-11-2019	05-7-2	10000
Amoxicillin 500mg tabs	1711-27-115	30-11-2019	05-7-2	8600
Amoxicillin 500mg tabs	1711-29-115	30-11-2019	11-1-1	2640



From: <https://docs.msupply.org.nz/> - **mSupply documentation wiki**

Permanent link: https://docs.msupply.org.nz/web_interface:stock?rev=1526010254

Last update: **2018/05/11 03:44**

